


# Mini LED Embedded Step Light with 3-CCT Switch

ELCO's Ibis Collection consists of diecast wet location mini LED Step Lights featuring a 3-CCT Switch allowing to manually switch to desire color temperature (3000K, 4000K, or 5000K).



## Features

- Embedded single piece diecast aluminum faceplate.
- Powder coated faceplate.
- Horizontal mounting.
- Integrated LED board and driver.
- Diffused lens behind faceplate.
- Wet Location listed for indoor or outdoor use.
- Mounts in a standard single gang box.
- Life span of 50,000 hours L70.
- Input Volt: 120V

## Specifications

<b>Wattage</b>	5W
<b>Lumens</b>	250 lm
<b>Voltage</b>	120V
<b>Color Temp.</b>	3000K, 4000K, 5000K
<b>Dimmable</b>	Triac/ELV
<b>Lamp Type</b>	LED
<b>CRI</b>	90+
<b>Wet Location</b>	Listed

## Options



White



Black



Bronze

## Technical Details

**Optics:** Embedded face directs light downward to illuminate walkway with frosted lens to diffuse light.

**Construction:** Diecast faceplate with smooth powder coat finish. LED board and driver integrated in housing. Security screws for mounting faceplate to box included.

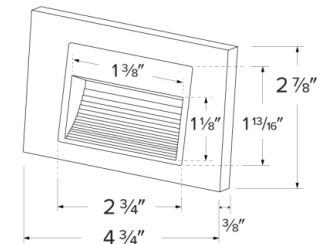
**Installation:** Easily installs into a standard single gang switch box.

**Electrical:** Ambient operating temperature -23°F (-5°C) to 113°F (45°C). Driver input of 120V connects directly to line voltage power.

**LED Technology:** 90+ CRI for extremely accurate color rendering. Lumen Maintenance of 50,000 hours L70 Life. LED Array.

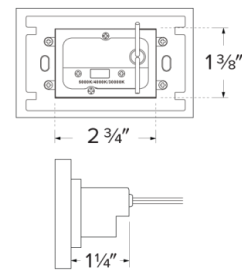
**Listings:** cETLus listed for Wet Location.

## Front View



Front View

## Back/Side View



Back View

## Product Number

Item	Lamp type	Lumens	CCT	Watts	Voltage	Dimming	Finish
ELST27CT3BZ	LED	250 lm	3000K, 4000K, 5000K	5W	120V	Triac/ELV	All Bronze

## Product Number Builder

Example: **ELST27CT3W**

Embedded Mini LED Step Light

Color Temp.

Finish

**ELST27**

**CT3** 3000K, 4000K, 5000K

**W** All White  
**B** All Black  
**BZ** All Bronze



# Dimmer Compatibility Chart

## Mini LED Step Lights with 3-CCT Switch

For ELST27, ELST28, & ELST29

# ELCO Lighting

### For Reference Only

Testing conducted by ELCO Lighting is not a substitute for and does not imply certification by an independent laboratory or any other standards certification. Refer to manufacturer specifications for more detailed information on product certifications and standards. Consult the dimmer manufacturer prior to installation to ensure compatibility.

Manufacturer	Product	Part Number	Dimmed Light Output Range
Lutron	Skylark Contour, 120V AC, 60Hz, 150W LED/CFL, Single Pole, 3-Way	CTCL-153P	10% - 100%
	Diva, 120V AC, 60Hz, 600W Incandescent/Halogen, Single Pole, 3-Way	DV-600P	10% - 100%
	Diva, 120V, 60Hz, 150W LED/CFL, Single Pole, 3-Way	DVCL-153P	10% - 100%
	Maestro, 120V, 50/60Hz, 150W LED/CFL, Single Pole, 3-Way	TGCL-153P	10% - 100%
	Maestro, 120V, 50/60Hz, 150W LED/CFL, Single Pole, 3-Way	MACL-153M	10% - 100%
	Skylark, 120V AC 60Hz, 150W LED/CFL, Single Pole, 3-Way	SCL-153P	5% - 98%
	Lumea, 120V, 150W LED/CFL, Single Pole, 3-Way	LGCL-153P	5% - 100%
	120V, 600W Incandescent/Halogen, Single Pole, Residential Indoor Application	TG-600P	5% - 100%
	Skylark, Single Pole 600W Incandescent/Halogen, Slide-to-Off Dimmer	S-600PR	10% - 100%
	Skylark® Single Pole 300W ELV Preset Dimmer	SELV-300P	5% - 100%
	Caséta® Wireless Dimmer	PD-6WCL	10% - 100%
	Caseta, 120V AC, 60Hz, 150W LED/CFL, Single Pole	P-PKG1W	10% - 100%
Leviton	Universal Rotary, 120V AC, 300W LED/CFL, Single Pole, 3-Way	RNL06	10% - 100%
	Decora, 120V AC, 60Hz, 300W LED/CFL, Single Pole, 3-Way	DSL06	10% - 100%
	Toggle, 120V AC, 60Hz, 300W LED/CFL, Single Pole, 3-Way	TSL06	10% - 100%
	IllumaTech, 120V AC, 60Hz, 150W LED/CFL, Single Pole, 3-Way	IPL06	10% - 100%
	Decora Smart Wi-Fi, 120V AC, 450W LED/CFL, Single Pole, 3-Way	DWKD	10% - 100%
	Decora, 120V AC, 60Hz, 300W LED/CFL, Single Pole, 3-Way	DW6HD	10% - 100%
	Decora SureSlide® Single Pole with Slide -to-Off	6672	15% - 100%
	Decora SureSlide, 120V AC, 60Hz, 150W LED/CFL, Single Pole, 3-Way	6674	10% - 100%
	Decora, 120V AC, 60Hz, 300W LED/CFL, Single Pole, 3-Way	DSE06	10% - 100%
Cloudy Bay	In-Wall Switch, 120V, 60Hz, 150W LED/CFL, Single Pole, 3-Way	CBLD001	10% - 100%
	In-Wall Switch with Green Indicator, 120V, 150W LED/CFL, Single Pole, 3-Way	CBLD003	10% - 100%
Cooper	Devine, 120V AC, 300W LED/CFL, Single Pole, 3-Way	DAL06P	10% - 100%
Legrand	120V AC, 60Hz, 450 LED/CFL, Single Pole, 3-Way	RHCL-453P	10% - 100%

### \*NOTE: Refer to dimmer manufacturer's documentation for installation instructions and circuit details

Disclaimer: Minimum and maximum loads for LEDs and CFLs are given in number of lamps and may vary depending on the lamp being used. Testing conducted by ELCO Lighting is not a substitute for and does not imply certification by an independent laboratory or any other standards certification. Refer to manufacturer specifications for more detailed information on product certifications and standards.

Integrating our lighting with your Smart Home System is a breeze. Simply check your Smart Home system for compatible smart switches and cross reference that with our Dimming Compatibility Chart. Once the switches are integrated with your Smart Home system your lights will be ready to go.



2042 E. Vernon Ave. Vernon CA 90058 Tel 323.231.2600 Fax 323.231.3200 [elcolighting.com](http://elcolighting.com)