


Mini LED Angled Louver Step Light with 3-CCT Switch

ELCO's Ibis Collection consists of diecast wet location mini LED Step Lights featuring a 3-CCT Switch allowing to manually switch to desire color temperature (3000K, 4000K, or 5000K).




Features

- Angled Louver single piece diecast aluminum faceplate.
- Powder coated faceplate.
- Horizontal mounting.
- Integrated LED board and driver.
- Diffused lens behind faceplate.
- Wet Location listed for indoor or outdoor use.
- Mounts in a standard single gang box.
- Life span of 50,000 hours L70.
- Input Volt: 120V

Specifications

| | |
|---------------------|---------------------|
| Wattage | 3W |
| Lumens | 100 lm |
| Voltage | 120V |
| Color Temp. | 3000K, 4000K, 5000K |
| Dimmable | Triac/ELV |
| Lamp Type | LED |
| CRI | 90+ |
| Wet Location | Listed |

Options



White



Black



Bronze

Technical Details

Optics: Angled Louver face directs light downward to illuminate walkway with frosted lens to diffuse light.

Construction: Diecast faceplate with smooth powder coat finish. LED board and driver integrated in housing. Security screws for mounting faceplate to box included.

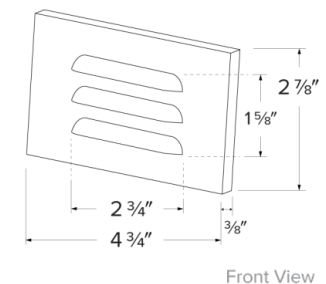
Installation: Easily installs into a standard single gang switch box.

Electrical: Ambient operating temperature -23°F (-5°C) to 113°F (45°C). Driver input of 120V connects directly to line voltage power.

LED Technology: 90+ CRI for extremely accurate color rendering. Lumen Maintenance of 50,000 hours L70 Life. LED Array.

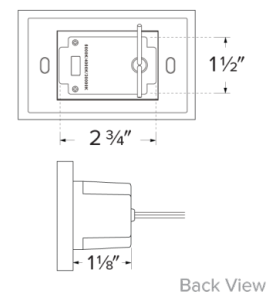
Listings: cETLus listed for Wet Location.

Front View



Front View

Back/Side View



Back View

Product Numbers

| Item | Lamp type | Lumens | CCT | Watts | Voltage | Dimming | Finish |
|--------------------|-----------|--------|---------------------|-------|---------|-----------|------------|
| ELST28CT3W | LED | 100 lm | 3000K, 4000K, 5000K | 3W | 120V | Triac/ELV | All White |
| ELST28CT3B | LED | 100 lm | 3000K, 4000K, 5000K | 3W | 120V | Triac/ELV | All Black |
| ELST28CT3BZ | LED | 100 lm | 3000K, 4000K, 5000K | 3W | 120V | Triac/ELV | All Bronze |

Product Number Builder Example: ELST28CT3W

Angled Louver Mini LED Step Light

Color Temp.

Finish

ELST28

CT3 3000K, 4000K, 5000K

W All White
B All Black
BZ All Bronze



Dimmer Compatibility Chart

Mini LED Step Lights with 3-CCT Switch

For ELST27, ELST28, & ELST29

ELCO Lighting

For Reference Only

Testing conducted by ELCO Lighting is not a substitute for and does not imply certification by an independent laboratory or any other standards certification. Refer to manufacturer specifications for more detailed information on product certifications and standards. Consult the dimmer manufacturer prior to installation to ensure compatibility.

| Manufacturer | Product | Part Number | Dimmed Light Output Range |
|--------------|--|-------------|---------------------------|
| Lutron | Skylark Contour, 120V AC, 60Hz, 150W LED/CFL, Single Pole, 3-Way | CTCL-153P | 10% - 100% |
| | Diva, 120V AC, 60Hz, 600W Incandescent/Halogen, Single Pole, 3-Way | DV-600P | 10% - 100% |
| | Diva, 120V, 60Hz, 150W LED/CFL, Single Pole, 3-Way | DVCL-153P | 10% - 100% |
| | Maestro, 120V, 50/60Hz, 150W LED/CFL, Single Pole, 3-Way | TGCL-153P | 10% - 100% |
| | Maestro, 120V, 50/60Hz, 150W LED/CFL, Single Pole, 3-Way | MACL-153M | 10% - 100% |
| | Skylark, 120V AC 60Hz, 150W LED/CFL, Single Pole, 3-Way | SCL-153P | 5% - 98% |
| | Lumea, 120V, 150W LED/CFL, Single Pole, 3-Way | LGCL-153P | 5% - 100% |
| | 120V, 600W Incandescent/Halogen, Single Pole, Residential Indoor Application | TG-600P | 5% - 100% |
| | Skylark, Single Pole 600W Incandescent/Halogen, Slide-to-Off Dimmer | S-600PR | 10% - 100% |
| | Skylark® Single Pole 300W ELV Preset Dimmer | SELV-300P | 5% - 100% |
| | Caséta® Wireless Dimmer | PD-6WCL | 10% - 100% |
| | Caseta, 120V AC, 60Hz, 150W LED/CFL, Single Pole | P-PKG1W | 10% - 100% |
| Leviton | Universal Rotary, 120V AC, 300W LED/CFL, Single Pole, 3-Way | RNL06 | 10% - 100% |
| | Decora, 120V AC, 60Hz, 300W LED/CFL, Single Pole, 3-Way | DSL06 | 10% - 100% |
| | Toggle, 120V AC, 60Hz, 300W LED/CFL, Single Pole, 3-Way | TSL06 | 10% - 100% |
| | IllumaTech, 120V AC, 60Hz, 150W LED/CFL, Single Pole, 3-Way | IPL06 | 10% - 100% |
| | Decora Smart Wi-Fi, 120V AC, 450W LED/CFL, Single Pole, 3-Way | DWKD | 10% - 100% |
| | Decora, 120V AC, 60Hz, 300W LED/CFL, Single Pole, 3-Way | DW6HD | 10% - 100% |
| | Decora SureSlide® Single Pole with Slide -to-Off | 6672 | 15% - 100% |
| | Decora SureSlide, 120V AC, 60Hz, 150W LED/CFL, Single Pole, 3-Way | 6674 | 10% - 100% |
| | Decora, 120V AC, 60Hz, 300W LED/CFL, Single Pole, 3-Way | DSE06 | 10% - 100% |
| Cloudy Bay | In-Wall Switch, 120V, 60Hz, 150W LED/CFL, Single Pole, 3-Way | CBLD001 | 10% - 100% |
| | In-Wall Switch with Green Indicator, 120V, 150W LED/CFL, Single Pole, 3-Way | CBLD003 | 10% - 100% |
| Cooper | Devine, 120V AC, 300W LED/CFL, Single Pole, 3-Way | DAL06P | 10% - 100% |
| Legrand | 120V AC, 60Hz, 450 LED/CFL, Single Pole, 3-Way | RHCL-453P | 10% - 100% |

*NOTE: Refer to dimmer manufacturer's documentation for installation instructions and circuit details

Disclaimer: Minimum and maximum loads for LEDs and CFLs are given in number of lamps and may vary depending on the lamp being used. Testing conducted by ELCO Lighting is not a substitute for and does not imply certification by an independent laboratory or any other standards certification. Refer to manufacturer specifications for more detailed information on product certifications and standards.

Integrating our lighting with your Smart Home System is a breeze. Simply check your Smart Home system for compatible smart switches and cross reference that with our Dimming Compatibility Chart. Once the switches are integrated with your Smart Home system your lights will be ready to go.



2042 E. Vernon Ave. Vernon CA 90058 Tel 323.231.2600 Fax 323.231.3200 elcolighting.com