

LED Medium Wall Packs

This medium-sized LED wall pack features a traditional design, but with energy efficient performance. Die-cast aluminum housing ensures long lasting functionality. High quality polycarbonate lens guards against vandalism and environmental contamination. Can be used for applications requiring 4,450 to 6,800 lumens.



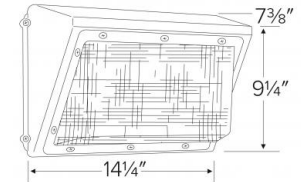
Features

- Non-Dimmable or 0-10V Dimming.
- Die-cast Aluminum Housing, polycarbonate lens.
- Easily removed mounting knockouts and J-box pattern panel plate.
- Standard input wattage: 45W (100W Metal Halide Equivalent), 70W (150W Metal Halide Equivalent), and 90W (200W Metal Halide Equivalent).
- J-box or direct wall mount for surface conduit (back mount).
- See compatible products for all accessories.

Specifications

Wattage	70W
Lumens	8100 lm
Voltage	120/277V
Color Temp.	5000K
Dimmable	0-10V
Lamp Type	LED
CRI	80+
Power Factor	> 0.9
Wet Location	Listed

Dimensions



Technical Details

- Lamp:** SMD LED, CRI 80+
- Optics:** Shatterproof polycarbonate lens.
- Construction:** Die-cast aluminum housing with dark bronze powder coated finish. Impact and corrosion resistant.
- Installation:** 3/4" knockout points on the side and top for surface conduit supply or photocell connection. Hinges for easy installation.
- Electrical:** Constant current 120/277V AC Class 2 Driver with a power factor > 0.9. Ambient operating temperature: -40°F (-40°C) to 113°F (45°C).
- Dimmability (Optional):** Works with 0-10V type dimmers. For full list of dimmers, refer to the dimmer compatibility list.
- Listings:** cUL listed for wet location. DLC listed. LM-80 certified. IP65 rated.
- Warranty:** ELCO Lighting warrants products will be free from defects in materials and workmanship for a period of 5 years.

Product Number

Item	Lamp type	Lumens	CCT	Watts	Voltage	Dimming	Finish
EWP70M50D	LED	8100 lm	5000K	70W	120/277V	0-10V	Dark Bronze

Product Number Builder Example: EWP45M50

Medium LED Wall Pack

Wattage

Size

Color Temp

Optional

EWP

45 45W
70 70W

M Medium

40 4000K
50 5000K

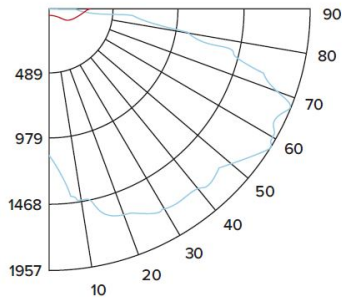
Non-Dimmable
 D Dimmable

LED Medium Wall Packs

Multiplier: 5000K (x 1.04)

PHOTOMETRIC REPORT

Product #: EWP45M40
Wattage/Lumens: 47.3W/ 4424 Lm
Luminaire LPW: 94 Lm/W



CANDLE POWER SUMMARY

Degrees Vertical	0°
0	1080
5	1063
15	1006
25	942
35	855
45	709
55	529
65	328
75	180
85	68
90	38

ILLUMINANCE AT A DISTANCE

Distance to Target Plane	Footcandles Beam Center	Beam Diameter
4'	67.5	14.1'
6'	30.0	21.1'
8'	16.9	28.1'
10'	10.8	35.1'

ZONAL LUMEN SUMMARY

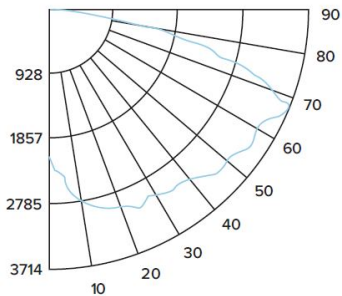
Zone	Lumens	% Luminaire
0-30°	871.75	19.70
0-40°	1471.44	33.30
0-60°	2897.17	65.50
0-90°	4339.64	98.10

LED Medium Wall Packs

Multiplier: 5000K (x 1.04)

PHOTOMETRIC REPORT

Product #: EWP70M40
Wattage/Lumens: 69.9W/ 7950 Lm
Luminaire LPW: 114 Lm/W



CANDLE POWER SUMMARY

Degrees Vertical	0°
0	2087
5	2100
15	1988
25	1911
35	1712
45	1465
55	1114
65	735
75	361
85	128
90	66

ILLUMINANCE AT A DISTANCE

Distance to Target Plane	Footcandles Beam Center	Beam Diameter
4'	130	11.4'
6'	58.0	17.0'
8'	32.6	22.7'
10'	20.9	28.4'

ZONAL LUMEN SUMMARY

Zone	Lumens	% Luminaire
0-30°	1644.74	20.70
0-40°	2748.48	34.60
0-60°	5326.25	67.00
0-90°	7837.08	98.60



ELCO Lighting

Dimmer Compatibility Chart LED Medium Wall Packs

EWP45M40D/45M50D
EWP70M40D/70M50D

For Reference Only

Testing conducted by ELCO Lighting is not a substitute for and does not imply certification by an independent laboratory or any other standards certification. Refer to manufacturer specifications for more detailed information on product certifications and standards. Consult the dimmer manufacturer prior to installation to ensure compatibility.

Manufacturer	Product	Part Number	Dimmed Light Output Range
0 – 10V Type Dimmers			
Lutron	Diva® (Gloss) Single Pole. Must be used with power pack model PP-DV (120-277V) or PP-347H (347V)	DVTV	10% - 100%
	Nova® Single Pole. Must be used with power pack model PP-DV (120-277V), or PP-347H (347V)	NFTV	10% - 100%
Leviton	IllumaTech Single Pole/3-Way Preset 0-10VDC Slide Dimmer	IP710-DL	10% - 100%

*NOTE: Refer to dimmer manufacturer’s documentation for installation instructions and circuit details

Disclaimer: Minimum and maximum loads for LEDs and CFLs are given in number of lamps and may vary depending on the lamp being used. Testing conducted by ELCO Lighting is not a substitute for and does not imply certification by an independent laboratory or any other standards certification. Refer to manufacturer specifications for more detailed information on product certifications and standards.