

Koto™ Module with Pex™ 3" Square Adjustable Reflector Wall Wash

Koto™ Module with Pex™ Precision die-cast trim with twist-on system for easy installation.



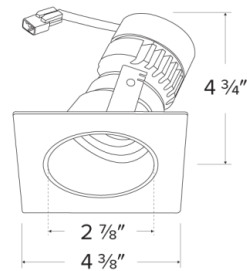
Features

- Koto™ Module with PEX™ twist-on trim
- 45° Adjustability
- Smooth lens provides even lighting illumination
- Twist-On System for easy trim installation
- Excellent color rendering 95+ CRI
- Life span of 50,000 hours L70
- Meets Energy Star & Title 24 JA8 2016 standards.
- 38° Standard, 25° & 60° (included), 18° (Optional)
- Optional: Louver (L45), Linear Lens (L46), Spread Lens (L47), Clear Lens (L48)
- Covered by US Patents and Patents Pending

Specifications

Wattage	10W - 12.5W
Lumens	770 lm - 1260 lm
Voltage	120V
Color Temp.	2700K - 4000K - 2700K, 3000K, 3500K, 4000K, 5000K
Dimmable	Triac/ELV
Lamp Type	LED
Beam Angle	38° Standard, 25° & 60° (included), 18° (Optional)
CRI	95+
Wet Location	cUL Listed

Dimensions



Technical Details

Optics: Frosted polycarbonate module lens diffuses light evenly throughout while reducing glare with LED technology.

Construction: Integrated driver and light engine with quick connect. Diecast aluminum body with heat fins allow for efficient cooling.

Trim: Pex™ Square Reflector Diecast aluminum with a powder coated finish.

Installation: Twist-on design for toolless trim installation, for use with Koto™ trims only. Can be used in 3" ELCO dedicated led housings with quick connect base.

Compatible Housing: Compatible with 3" housings: EL386ICA, EL390ICA, ELK390ICA-EM5, EL390RICA & EL39FICA

Electrical: Module connects to 120V power supply. High efficiency driver with a power factor >0.9. Start time of less than 0.75 seconds.

LED Technology: Extremely accurate Color Rendering Index of 95+. Lumen Maintenance of 50,000 hours L70 Life based on LM80 standardized test results. Superior Thermal Management by utilizing integrated heat sink. Instant On to Full Brightness technology. No LED pixilation.

Dimmability: Works with 120V Triac and ELV type dimmers. Dims down to 10%. For full list of dimmers, refer to the Dimmer Compatibility List. Industry leading dimming that dims smoothly with no hot spots or flickering.

Listings: cUL Listed for Damp Location. RoHS Compliant. Meets Energy Star & California Title 24 JA8-2016-E

Product Numbers

Description	Lamp type	Lumens	CCT	Watts	Voltage	Dimming	Beam Angle
Koto LED Module (ELK07 Series)	LED	770 - 860 lm	2700K - 4000K	10W	120V	Triac/ELV	38° Standard, 25° & 60° (included), 18° (Optional)
Koto LED Module (ELK09 Series)	LED	940 - 1100 lm	2700K - 4000K, Sunset K	10W	120V	Triac/ELV	38° Standard, 25° & 60° (included), 18° (Optional)
Koto LED Module (ELK11 Series)	LED	1050 lm - 1260 lm	2700K - 4000K, SunsetK	12.5W	120V	Triac/ELV	38° Standard, 25° & 60° (included), 18° (Optional)
Koto LED Module (ELK08CTS)	LED	825 lm	2700K, 3000K, 3500K, 4000K, 5000K	10W	120V	Triac/ELV	38° Standard, 25° & 60° (included), 18° (Optional)
Koto LED Module (ELK10CTS)	LED	1000 lm	2700K, 3000K, 3500K, 4000K, 5000K	10W	120V	Triac/ELV	38° Standard, 25° & 60° (included), 18° (Optional)

standards.

Warranty: ELCO Products are built to last with a 5-year Limited Warranty.

Product Number Builder Example:

Koto™ Module	Lumens	Color Temp.	Pex™ Trim	Finish
ELK LED Module	07 770 lm - 860 lm 09 940 lm - 1100 lm 11 1200 lm - 1340 lm 08 (CTS) 825 lm 18 (CTS) 1000 lm	27 2700K 30 3000K 35 3500K 40 4000K 50 Sunset CT5 2700K - 5000K	ELK3122 Pex 3" Adj Ref. Wall Wash	W All White

Compatible Products

For use with 3" Koto™ Module with Twist-&-Lock Trims

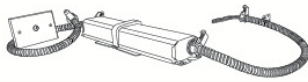
3" Dedicated LED ICA Housings



3" ICA Maximum Adjustability Housing
New Construction

CAT NO.	SPECIFICATIONS
EL386ICA	Maximum Adjustability

3" Accessories



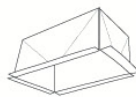
Emergency Battery Backup

CAT NO.	SPECIFICATIONS
KEM-LD5	8W, 120/277V



Fire Cover

CAT NO.	SPECIFICATIONS
FIRECVR	9 3/4" H x 17" O.D.



Fire Enclosure

CAT NO.	SPECIFICATIONS
FIREENCL	20 3/8" L x 14 3/8" W
FIREENCL-S	Shallow, 16" L x 14 3/8" W



Mica Fire Tape

CAT NO.	SPECIFICATIONS
FIRETAPE	3/4" W x 16' L



ELCO Lighting

Dimmer Compatibility Chart

Standard Koto™ LED Modules

For ELK07, ELK08CT5, ELK09, ELK10CT5,
ELK11 & ELK13 Series

For Reference Only

Testing conducted by ELCO Lighting is not a substitute for and does not imply certification by an independent laboratory or any other standards certification. Refer to manufacturer specifications for more detailed information on product certifications and standards. Consult the dimmer manufacturer prior to installation to ensure compatibility.

Manufacturer	Product	Part Number	Dimmed Light Output Range
Leviton	Decora SureSlide® Single Pole with Slide -to-Off	6672	15% - 100%
	Leviton Dimmer	1K3502	5% - 100%
Lutron	Vive, 120V, 150W LED/CFL, 600W Incandescent/Halogen, FP, Single Pole/Multi-Location Dimmer, Commercial Application	MRF2S-6CL	12% - 91%
	Panel Model, Commercial/Residential Application, FP	GP (Harrier) Card	10% - 94%
	Grafik QS/Mailbox Power Module, 120/220 to 240V AC, LED/Incandescent/Halogen Load Type, Commercial/Residential Indoor Application, FP	LQRJ-WPM-6P	10% - 95%
	Grafik Eye 3000/HomeWorks, 120V, Incandescent/Fluorescent Load Type, Commercial/Residential Application, FP	HWI-WPM-6D-120	10% - 95%
	Panel Dimming Module, 120V, Commercial/Residential Application, FP	HW/LP-RPM-4U-120	10% - 95%
	Panel Adaptive Dimming Module, 120V, Commercial/Residential Application, FP	HW/LP-RPM-4A-120	9% - 95%
	HomeWorks® QS for CFL/LED loads, 120V, RP, Commercial/Residential Application	LQSE-4A1-D/MQSE-4A1-D/ MQSE-3A1/MQSE-2A1-D	8% - 95%
	Energi Savr Node LED+ Phase Adaptive, Commercial Application, Reverse Phase, (Zone 1) (Zones 2-4)	QSN-4A5-S	8% - 95%
	Energi Savr Node LED+ Phase Adaptive, Commercial Application, Foward Phase, (Zone 1) (Zones 2-4)	QSN-4A5-S	10% - 97%
	RadioRA®2, 120V, 50/60-Hz, 150W LED or 600W Incandescent/Halogen, 3-Way & 4-Way, Residential Application	RRD-6CL	10% - 95%
	RadioRA®3, 120V, 250W LED/CFL or 500W Incandescent/Halogen, Single Pole, Multi-Location	RRST-PRO-N	10% - 95%
	HomeWorks® QS, 120V, 60-Hz, 150W LED/CFL or 600W Incandescent/Halogen/MLV, Residential Application	HQRD-6CL(H2) HQRA-6CL(H2)	10% - 95%
	Homeworks QS, Residential Application, Reverse Phase	LQSE-4A-120-D	8% - 89%
	HomeWorks® for LED/Incandescent/Halogen loads, Reverse Phase, (Zone 1) (Zones 2-4)	LQSE-4A5-120-D	8% - 89%
	HomeWorks® for LED/Incandescent/Halogen loads, Foward Phase, (Zone 1) (Zones 2-4)	LQSE-4A5-120-D	10% - 100%
	Ariadni® C-L Single Pole/3-Way, 150W LED/CFL or 600W Incandescent/Halogen	AYCL-153P	10% - 100%
	Skylark Contour® C-L, Single Pole/3-Way, 150W LED/CFL or 600W Incandescent/Halogen	CTCL-153P	10% - 100%
Skylark® C-L Single Pole/3-Way, 150W LED/CFL or 600W Incandescent/Halogen	SCL-153P	10% - 100%	

Integrating our lighting with your Smart Home System is a breeze. Simply check your Smart Home system for compatible smart switches and cross reference that with our Dimming Compatibility Chart. Once the switches are integrated with your Smart Home system your lights will be ready to go.



2042 E. Vernon Ave. Vernon CA 90058 Tel 323.231.2600 Fax 323.231.3200 elcolighting.com

Manufacturer	Product	Part Number	Dimmed Light Output Range
Lutron	Diva® Series 150W Single Pole/3-Way Dimmer	DVCL-153P	10% - 100%
	Skylark Contour® Single Pole/3-Way 1000W Incandescent/Halogen	CT-103P	10% - 100%
	Skylark® Single Pole 300W ELV Preset Dimmer	SELV-300P	5% - 100%
	Skylark® Single Pole 600W Incandescent/Halogen, Slide-to-Off Dimmer	S-600P	5% - 100%
	Diva® 300W Single Pole/3-Way ELV Dimmer	DVELV-303P	10% - 100%
	Diva® 600W Single Pole Incandescent/Halogen Preset Dimmer	DV-600P	5% - 100%
	Ariadni® 600W Single Pole Magnetic Low Voltage Dimmer	AYLV-600P	5% - 100%
	Ariadni® 600W Single Pole/3-Way Incandescent/Halogen Dimmer	AY-603P	5% - 100%
	Maestro® 600W Single Pole/3-Way ELV Dimmer	MAELV-600	5% - 100%
	Maestro® C-L Single Pole/3-Way Dimmer. 150W Max for LED/CFL or 600W Max for Incandescent/Halogen	MACL-153M	10% - 100%
	Caséta® Wireless Dimmer	PD-6WCL	10% - 100%
SnapOne™	Control4® Centralized 8-Channel Adaptive Phase Dimmer, 120/277V AC, 50/60-Hz, 200W LED, 500W Fluorescent/CFL, 1000W Incandescent/Halogen/ELV/MLV*	C4-DIN-8APD	5% - 100%
	Control4® Centralized 8-Channel Forward Phase Dimmer, 100/120V AC, 50/60-Hz, 200W LED, 500W Fluorescent/CFL, 1000W Incandescent/Halogen/MLV*	C4-DIN-8FPD	25% - 100%
	Control4® Wireless Adaptive Phase Dimmer, 120V AC, 50/60-Hz, 120W LED, 300W Fluorescent/CFL, 600W Incandescent/Halogen	C4-APD120	23% - 100%
	Control4® Forward Phase Dimmer, 120V AC, 50/60-Hz, 200W LED, 500W Fluorescent/CFL, 1000W Incandescent/Halogen	C4-FPD120	4% - 100%
	Control4® Essential Forward Phase Dimmer, 120V AC, 60-Hz, 300W LED, 300W Fluorescent/CFL, 600W Incandescent/Halogen	C4-V-FPD120	1% - 100%
*MLV each transformer must be loaded to at least 50% of its maximum load			

***NOTE: Refer to dimmer manufacturer’s documentation for installation instructions and circuit details**

Disclaimer: Minimum and maximum loads for LEDs and CFLs are given in number of lamps and may vary depending on the lamp being used. Testing conducted by ELCO Lighting is not a substitute for and does not imply certification by an independent laboratory or any other standards certification. Refer to manufacturer specifications for more detailed information on product certifications and standards.

Integrating our lighting with your Smart Home System is a breeze. Simply check your Smart Home system for compatible smart switches and cross reference that with our Dimming Compatibility Chart. Once the switches are integrated with your Smart Home system your lights will be ready to go.



2042 E. Vernon Ave. Vernon CA 90058 Tel 323.231.2600 Fax 323.231.3200 elcolighting.com