

# Koto™ Module with Pex™ 3" Round Adjustable Gimbal Trim

Koto™ Module with Pex™ Precision die-cast trim with twist-on system for easy installation.



## Features

- Module with PEX™ twist-on trim
- Smooth lens provides even lighting illumination
- Twist-On System for easy trim installation
- Excellent color rendering 95+ CRI
- Life span of 50,000 hours L70
- Energy Star Certified
- Title 24 JA8-2019 Compliant
- 30° tilt (for EL386ICA), 15° tilt (for EL390 Series)
- 38° Standard, 25° & 60° (included), 18° (Optional)
- Optional: Louver (L45), Linear Lens (L46), Spread Lens (L47), Clear Lens (L48)
- Covered by US Patents and Patents Pending

## Specifications

|                    |  |
|--------------------|--|
| <b>Wattage</b>     | 10W - 12.5W  |
| <b>Lumens</b>      | 770 lm - 1260 lm                                   |
| <b>Voltage</b>     | 120V   |
| <b>Color Temp.</b> | 2700K - 4000K - 2700K, 3000K, 3500K, 4000K, 5000K  |
| <b>Dimmable</b>    | Triac/ELV  |
| <b>Lamp Type</b>   | LED  |
| <b>Beam Angle</b>  | 38° Standard, 25° & 60° (included), 18° (Optional) |
| <b>CRI</b>         | 95+  |

## Options



All White



All Black



All Bronze



Black Reflector with White Ring



Chrome Reflector with White Ring



Haze Reflector with White Ring

## Technical Details

**Optics:** Frosted polycarbonate module lens diffuses light evenly throughout while reducing glare with LED technology.

**Construction:** Integrated driver and light engine with quick connect. Diecast aluminum body with heat fins allow for efficient cooling.

**Trim:** Pex™ Round Reflector Diecast aluminum with a powder coated finish.

**Installation:** Twist-on design for toolless trim installation, for use with Koto™ trims only. Can be used in 3" ELCO dedicated led housings with quick connect base.

**Compatible Housing:** Compatible with 3" housings: EL386ICA, EL390ICA, ELK390ICA-EM5, EL390RICA & EL39FICA

**Electrical:** Module connects to 120V power supply. High efficiency driver with a power factor >0.9. Start time of less than 0.75 seconds.

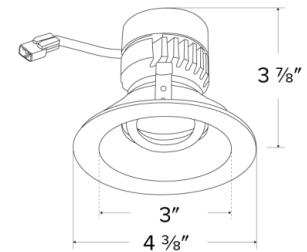
**LED Technology:** Extremely accurate Color Rendering Index of 95+. Lumen Maintenance of 50,000 hours L70 Life based on LM80 standardized test results. Superior Thermal Management by utilizing integrated heat sink. Instant On to Full Brightness technology. No LED pixelation.

**Dimmability:** Works with 120V Triac and ELV type dimmers. Dims down to 10%. For full list of dimmers, refer to the Dimmer Compatibility List. Industry leading dimming that dims smoothly with no hot spots or flickering.

**Listings:** cUL Listed for Damp Location. RoHS Compliant. Energy Star Certified. Title 24 JA8-2019 Compliant

**Warranty:** ELCO Products are built to last with a 5-year Limited Warranty.

## Dimensions



## Product Numbers

| Description                    | Lamp type | Lumens       | CCT           | Watts | Voltage | Dimming   | Beam Angle   |
|--------------------------------|-----------|--------------|---------------|-------|---------|-----------|--|
| Koto LED Module (ELK07 Series) | LED       | 770 - 860 lm | 2700K - 4000K | 10W   | 120V    | Triac/ELV | 38° Standard, 25° & 60° (included), 18° (Optional) |

| Description                    | Lamp type | Lumens            | CCT                               | Watts | Voltage | Dimming   | Beam Angle   |
|--------------------------------|-----------|-------------------|-----------------------------------|-------|---------|-----------|--|
| Koto LED Module (ELK09 Series) | LED       | 940 - 1100 lm     | 2700K - 4000K, Sunset K           | 10W   | 120V    | Triac/ELV | 38° Standard, 25° & 60° (included), 18° (Optional) |
| Koto LED Module (ELK11 Series) | LED       | 1050 lm - 1260 lm | 2700K - 4000K, SunsetK            | 12.5W | 120V    | Triac/ELV | 38° Standard, 25° & 60° (included), 18° (Optional) |
| Koto LED Module (ELK08CTS)     | LED       | 825 lm            | 2700K, 3000K, 3500K, 4000K, 5000K | 10W   | 120V    | Triac/ELV | 38° Standard, 25° & 60° (included), 18° (Optional) |
| Koto LED Module (ELK10CTS)     | LED       | 1000 lm           | 2700K, 3000K, 3500K, 4000K, 5000K | 10W   | 120V    | Triac/ELV | 38° Standard, 25° & 60° (included), 18° (Optional) |

**Product Number Builder** Example:

| Module         | Lumens   | Color Temp.  | Pex™ Trim             | Finish  |
|----------------|--|--|-----------------------|---|
| ELK LED Module | 07 770 lm - 860 lm<br>09 940 lm - 1100 lm<br>11 1050 lm - 1260 lm<br>08 (CTS) 825 lm<br>10 (CTS) 1000 lm | 27 2700K<br>30 3000K<br>35 3500K<br>40 4000K<br>50 Sunset<br>CTS 2700K - 5000K | ELK09 3" Round Gimbal | W All White<br>BK All Black<br>BZ All Bronze<br>B Black Refl. w/ White Ring<br>C Chrome Refl. w/ White Ring<br>H Haze Refl. w/ White Ring |

# Compatible Products

For use with 3" LED inserts

## 3" Dedicated LED ICA Housings



3" ICA Maximum Adjustability Housing  
**New Construction**

| CAT NO.  | SPECIFICATIONS        |
|----------|-----------------------|
| EL386ICA | Maximum Adjustability |



3" ICA Housing  
**New Construction**

| CAT NO.      | SPECIFICATIONS                         |
|--------------|--|
| EL390ICA     |  |
| EL390ICA-7   | 277V                                   |
| EL390ICA-EM5 | Emergency Battery Back-up (90 minutes) |



3" ICA Housing  
**Remodel**

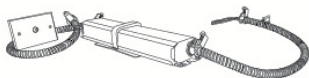
| CAT NO.   | SPECIFICATIONS |
|-----------|----------------|
| EL390RICA |                |



2-Hour Fire Rated 3" ICA Housing  
**New Construction**

| CAT NO.    | SPECIFICATIONS              |
|------------|-----------------------------|
| EL39FICA   | 7 1/2" Height - Sound Rated |
| EL39FICA-7 | 277V                        |

## 3" Accessories



**Emergency Battery Backup**

| CAT NO. | SPECIFICATIONS |
|---------|----------------|
| KEM-LD5 | 8W, 120/277V   |



**Fire Cover**

| CAT NO. | SPECIFICATIONS      |
|---------|---------------------|
| FIRECVR | 9 3/4" H x 17" O.D. |



**Fire Enclosure**

| CAT NO.    | SPECIFICATIONS             |
|------------|----------------------------|
| FIREENCL   | 20 3/8" L x 14 3/8" W      |
| FIREENCL-S | Shallow, 16" L x 14 3/8" W |



**Mica Fire Tape**

| CAT NO.  | SPECIFICATIONS |
|----------|----------------|
| FIRETAPE | 3/4" W x 16' L |



**ELCO Lighting**

# Dimmer Compatibility Chart

## Standard Koto™ LED Modules

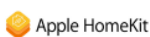
For ELK07, ELK08CT5, ELK09, ELK10CT5,  
ELK11 & ELK13 Series

### For Reference Only

Testing conducted by ELCO Lighting is not a substitute for and does not imply certification by an independent laboratory or any other standards certification. Refer to manufacturer specifications for more detailed information on product certifications and standards. Consult the dimmer manufacturer prior to installation to ensure compatibility.

| Manufacturer  | Product   | Part Number                                   | Dimmed Light Output Range |
|---|---|---|---------------------------|
| Leviton   | Decora SureSlide® Single Pole with Slide -to-Off  | 6672  | 15% - 100%                |
|   | Leviton Dimmer  | 1K3502  | 5% - 100%                 |
| Lutron  | Vive, 120V, 150W LED/CFL, 600W Incandescent/Halogen, FP, Single Pole/Multi-Location Dimmer, Commercial Application                    | MRF2S-6CL                                     | 12% - 91%                 |
|   | Panel Model, Commercial/Residential Application, FP   | GP (Harrier) Card                             | 10% - 94%                 |
|   | Grafik QS/Mailbox Power Module, 120/220 to 240V AC, LED/Incandescent/Halogen Load Type, Commercial/Residential Indoor Application, FP | LQRJ-WPM-6P                                   | 10% - 95%                 |
|   | Grafik Eye 3000/HomeWorks, 120V, Incandescent/Fluorescent Load Type, Commercial/Residential Application, FP                           | HWI-WPM-6D-120                                | 10% - 95%                 |
|   | Panel Dimming Module, 120V, Commercial/Residential Application, FP  | HW/LP-RPM-4U-120                              | 10% - 95%                 |
|   | Panel Adaptive Dimming Module, 120V, Commercial/Residential Application, FP   | HW/LP-RPM-4A-120                              | 9% - 95%                  |
|   | HomeWorks® QS for CFL/LED loads, 120V, RP, Commercial/Residential Application   | LQSE-4A1-D/MQSE-4A1-D/<br>MQSE-3A1/MQSE-2A1-D | 8% - 95%                  |
|   | Energi Savr Node LED+ Phase Adaptive, Commercial Application, Reverse Phase, (Zone 1) (Zones 2-4)                                     | QSN-4A5-S                                     | 8% - 95%                  |
|   | Energi Savr Node LED+ Phase Adaptive, Commercial Application, Forward Phase, (Zone 1) (Zones 2-4)                                     | QSN-4A5-S                                     | 10% - 97%                 |
|   | RadioRA®2, 120V, 50/60-Hz, 150W LED or 600W Incandescent/Halogen, 3-Way & 4-Way, Residential Application                              | RRD-6CL                                       | 10% - 95%                 |
|   | RadioRA®3, 120V, 250W LED/CFL or 500W Incandescent/Halogen, Single Pole, Multi-Location   | RRST-PRO-N                                    | 10% - 95%                 |
|   | HomeWorks® QS, 120V, 60-Hz, 150W LED/CFL or 600W Incandescent/Halogen/MLV, Residential Application                                    | HQRD-6CL(H2)<br>HQRA-6CL(H2)                  | 10% - 95%                 |
|   | Homeworks QS, Residential Application, Reverse Phase  | LQSE-4A-120-D                                 | 8% - 89%                  |
|   | HomeWorks® for LED/Incandescent/Halogen loads, Reverse Phase, (Zone 1) (Zones 2-4)  | LQSE-4A5-120-D                                | 8% - 89%                  |
|   | HomeWorks® for LED/Incandescent/Halogen loads, Forward Phase, (Zone 1) (Zones 2-4)  | LQSE-4A5-120-D                                | 10% - 100%                |
|   | Ariadni® C-L Single Pole/3-Way, 150W LED/CFL or 600W Incandescent/Halogen   | AYCL-153P                                     | 10% - 100%                |
|   | Skylark Contour® C-L, Single Pole/3-Way, 150W LED/CFL or 600W Incandescent/Halogen  | CTCL-153P                                     | 10% - 100%                |
| Skylark® C-L Single Pole/3-Way, 150W LED/CFL or 600W Incandescent/Halogen | SCL-153P  | 10% - 100%                                    |                           |

Integrating our lighting with your Smart Home System is a breeze. Simply check your Smart Home system for compatible smart switches and cross reference that with our Dimming Compatibility Chart. Once the switches are integrated with your Smart Home system your lights will be ready to go.



2042 E. Vernon Ave. Vernon CA 90058 Tel 323.231.2600 Fax 323.231.3200 [elcolighting.com](http://elcolighting.com)

| Manufacturer   | Product   | Part Number | Dimmed Light Output Range |
|--|---|-------------|---------------------------|
| Lutron   | Diva® Series 150W Single Pole/3-Way Dimmer  | DVCL-153P   | 10% - 100%                |
|  | Skylark Contour® Single Pole/3-Way 1000W Incandescent/Halogen   | CT-103P     | 10% - 100%                |
|  | Skylark® Single Pole 300W ELV Preset Dimmer   | SELV-300P   | 5% - 100%                 |
|  | Skylark® Single Pole 600W Incandescent/Halogen, Slide-to-Off Dimmer   | S-600P      | 5% - 100%                 |
|  | Diva® 300W Single Pole/3-Way ELV Dimmer   | DVELV-303P  | 10% - 100%                |
|  | Diva® 600W Single Pole Incandescent/Halogen Preset Dimmer   | DV-600P     | 5% - 100%                 |
|  | Ariadni® 600W Single Pole Magnetic Low Voltage Dimmer   | AYLV-600P   | 5% - 100%                 |
|  | Ariadni® 600W Single Pole/3-Way Incandescent/Halogen Dimmer   | AY-603P     | 5% - 100%                 |
|  | Maestro® 600W Single Pole/3-Way ELV Dimmer  | MAELV-600   | 5% - 100%                 |
|  | Maestro® C-L Single Pole/3-Way Dimmer. 150W Max for LED/CFL or 600W Max for Incandescent/Halogen  | MACL-153M   | 10% - 100%                |
|  | Caséta® Wireless Dimmer   | PD-6WCL     | 10% - 100%                |
| SnapOne™   | Control4® Centralized 8-Channel Adaptive Phase Dimmer, 120/277V AC, 50/60-Hz, 200W LED, 500W Fluorescent/CFL, 1000W Incandescent/Halogen/ELV/MLV* | C4-DIN-8APD | 5% - 100%                 |
|  | Control4® Centralized 8-Channel Forward Phase Dimmer, 100/120V AC, 50/60-Hz, 200W LED, 500W Fluorescent/CFL, 1000W Incandescent/Halogen/MLV*      | C4-DIN-8FPD | 25% - 100%                |
|  | Control4® Wireless Adaptive Phase Dimmer, 120V AC, 50/60-Hz, 120W LED, 300W Fluorescent/CFL, 600W Incandescent/Halogen                            | C4-APD120   | 23% - 100%                |
|  | Control4® Forward Phase Dimmer, 120V AC, 50/60-Hz, 200W LED, 500W Fluorescent/CFL, 1000W Incandescent/Halogen                                     | C4-FPD120   | 4% - 100%                 |
|  | Control4® Essential Forward Phase Dimmer, 120V AC, 60-Hz, 300W LED, 300W Fluorescent/CFL, 600W Incandescent/Halogen                               | C4-V-FPD120 | 1% - 100%                 |
| *MLV each transformer must be loaded to at least 50% of its maximum load |   |             |                           |

**\*NOTE: Refer to dimmer manufacturer’s documentation for installation instructions and circuit details**

Disclaimer: Minimum and maximum loads for LEDs and CFLs are given in number of lamps and may vary depending on the lamp being used. Testing conducted by ELCO Lighting is not a substitute for and does not imply certification by an independent laboratory or any other standards certification. Refer to manufacturer specifications for more detailed information on product certifications and standards.

Integrating our lighting with your Smart Home System is a breeze. Simply check your Smart Home system for compatible smart switches and cross reference that with our Dimming Compatibility Chart. Once the switches are integrated with your Smart Home system your lights will be ready to go.



2042 E. Vernon Ave. Vernon CA 90058 Tel 323.231.2600 Fax 323.231.3200 elcolighting.com