

Koto™ Module with 6" Pex™ Round Reflector Trim

Koto™ Module with Pex™ Precision die-cast trim with twist-on system for easy installation.



Features

- Integrated 120V Dimmable Driver Triac/ELV
- Excellent color rendering 95+ CRI
- Works in 6" ELCO dedicated LED housings
- Energy Star Certified
- Title 24 JA8-2019 Compliant
- 38° Standard, 25° & 60° (included), 18° (Optional)
- Optional: Louver (L45), Linear Lens (L46), Spread Lens (L47)
- Covered by U.S. PATENTS and Patents Pending

Specifications

| | |
|---------------------|--|
| Wattage | 10W - 12.5W |
| Lumens | 770 lm - 1260 lm |
| Voltage | 120V |
| Color Temp. | 2700K - 4000K - 2700K, 3000K, 3500K, 4000K, 5000K |
| Dimmable | Triac/ELV |
| Lamp Type | LED |
| Beam Angle | 38° Standard, 25° & 60° (included), 18° (Optional) |
| CRI | 90+ |
| Wet Location | cUL listed |

Options



Technical Details

Optics: Frosted polycarbonate module lens diffuses light evenly throughout while reducing glare with LED technology.

Construction: Integrated driver and light engine with quick connect. Diecast aluminum body with heat fins allow for efficient cooling.

Trim: Pex™ Round Reflector Diecast aluminum with a powder coated finish.

Installation: Twist-on design for toolless trim installation, for use with Koto™ trims only. Can be used in 6" ELCO dedicated led housings with quick connect base.

Compatible Housing: Compatible with 6" housings: EL760ICA, EL760RICA, EL770ICA, EL770RICA, EL75FICAS, EL76FICA

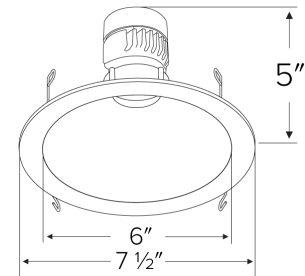
Electrical: Module connects to 120V power supply. High efficiency driver with a power factor >0.9. Start time of less than 0.75 seconds.

LED Technology: Extremely accurate Color Rendering Index of 95+. Lumen Maintenance of 50,000 hours L70 Life based on LM80 standardized test results. Superior Thermal Management by utilizing integrated heat sink. Instant On to Full Brightness technology. No LED pixelation.

Dimmability: Works with 120V Triac and ELV type dimmers. Dims down to 10%. For full list of dimmers, refer to the Dimmer Compatibility List. Industry leading dimming that dims smoothly with no hot spots or flickering.

Listings: cUL Listed for Wet Location. RoHS Compliant. Energy Star Certified. Title 24 JA8-2019 Compliant

Dimensions



Product Numbers

| Description | Lamp type | Lumens | CCT | Watts | Voltage | Dimming | Beam Angle |
|--------------------------------|-----------|--------------|---------------|-------|---------|-----------|--|
| Koto LED Module (ELK07 Series) | LED | 770 - 860 lm | 2700K - 4000K | 10W | 120V | Triac/ELV | 38° Standard, 25° & 60° (included), 18° (Optional) |

Warranty: ELCO Products are built to last with a 5-year Limited Warranty.

| Description | Lamp type | Lumens | CCT | Watts | Voltage | Dimming | Beam Angle |
|--------------------------------|-----------|-------------------|-----------------------------------|-------|---------|-----------|--|
| Koto LED Module (ELK09 Series) | LED | 940 - 1100 lm | 2700K - 4000K, SunsetK | 10W | 120V | Triac/ELV | 38° Standard, 25° & 60° (included), 18° (Optional) |
| Koto LED Module (ELK11 Series) | LED | 1050 lm - 1260 lm | 2700K - 4000K, SunsetK | 12.5W | 120V | Triac/ELV | 38° Standard, 25° & 60° (included), 18° (Optional) |
| Koto LED Module (ELK08CT5) | LED | 825 lm | 2700K, 3000K, 3500K, 4000K, 5000K | 10W | 120V | Triac/ELV | 38° Standard, 25° & 60° (included), 18° (Optional) |
| Koto LED Module (ELK10CT5) | LED | 1000 lm | 2700K, 3000K, 3500K, 4000K, 5000K | 10W | 120V | Triac/ELV | 38° Standard, 25° & 60° (included), 18° (Optional) |

Product Number Builder Example:

| Module | Lumens | Color Temp. | - | Pex™ Trim | Finish |
|----------------|--|--|---|-------------------------|---|
| ELK LED Module | 07 770 lm - 860 lm 09 940 lm - 1100 lm 11 1050 lm - 1260 lm 08 (CT5) 825 lm 10 (CT5) 1000 lm | 27 2700K 30 3000K 35 3500K 40 4000K 50 Sunset CT5 2700K - 5000K | - | ELK6418 Round Reflector | W All White H Hexaflex Ring BB All Black BZ All Bronze |

Compatible Products



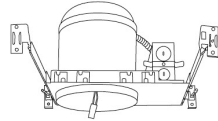
For use with **Koto™ LED Module**

6" Koto™ Dedicated LED ICA Housings



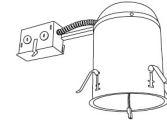
2-Hour Fire Rated 6" ICA Housing
New Construction

| CAT NO. | SPECIFICATIONS |
|----------|----------------|
| EL76FICA | 7 3/4" Height |



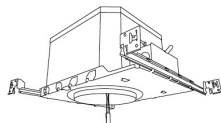
6" Standard ICA Housing
New Construction

| CAT NO. | SPECIFICATIONS |
|----------|----------------|
| EL770ICA | 7 1/2" Height |



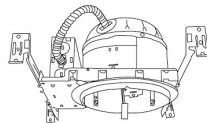
6" Standard ICA Housing
Remodel

| CAT NO. | SPECIFICATIONS |
|-----------|----------------|
| EL770RICA | 7 1/2" Height |



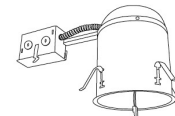
2-Hour Shallow Fire Rated 6" ICA Housing
New Construction

| CAT NO. | SPECIFICATIONS |
|-----------|----------------|
| EL75FICAS | 6 3/16" Height |



6" Shallow ICA Housing
New Construction

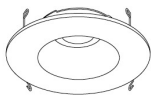
| CAT NO. | SPECIFICATIONS |
|----------|----------------|
| EL760ICA | 5 1/2" Height |



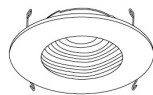
6" Shallow ICA Housing
Remodel

| CAT NO. | SPECIFICATIONS |
|-----------|----------------|
| EL760RICA | 5 1/2" Height |

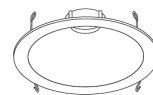
5" & 6" Pex™ Twist-On Trims



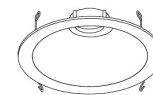
5" Round Reflector
ELK5421
Finishes:
(W)



5" Round Baffle
ELK5493
Finishes:
(W)



6" Round Reflector
ELK6418
Finishes:
(W, BB, BZ, H)



6" Round Adj. Reflector
ELK6429
Finishes:
(W, BB, BZ, H)



6" Round Adj. Slot Aperture
ELK6420W
Finishes:
(W)



6" Round Adj. Pinhole Reflector
ELK6427
Finishes:
(W, B, H)



6" Square Adj. Reflector
ELK6829
Finishes:
(W, BB, H)

*Finishes: **W** - All White, **BB** - All Black, **BZ** - All Bronze, **B** - Black Reflector w/White Ring, **C** - Chrome Reflector w/White Ring, **H** - Haze Reflector w/White Ring



ELCO Lighting

Dimmer Compatibility Chart

Standard Koto™ LED Modules

For ELK07, ELK08CT5, ELK09, ELK10CT5,
ELK11 & ELK13 Series

For Reference Only

Testing conducted by ELCO Lighting is not a substitute for and does not imply certification by an independent laboratory or any other standards certification. Refer to manufacturer specifications for more detailed information on product certifications and standards. Consult the dimmer manufacturer prior to installation to ensure compatibility.

| Manufacturer | Product | Part Number | Dimmed Light Output Range |
|---|---|---|---------------------------|
| Leviton | Decora SureSlide® Single Pole with Slide -to-Off | 6672 | 15% - 100% |
| | Leviton Dimmer | 1K3502 | 5% - 100% |
| Lutron | Vive, 120V, 150W LED/CFL, 600W Incandescent/Halogen, FP, Single Pole/Multi-Location Dimmer, Commercial Application | MRF2S-6CL | 12% - 91% |
| | Panel Model, Commercial/Residential Application, FP | GP (Harrier) Card | 10% - 94% |
| | Grafik QS/Mailbox Power Module, 120/220 to 240V AC, LED/Incandescent/Halogen Load Type, Commercial/Residential Indoor Application, FP | LQRJ-WPM-6P | 10% - 95% |
| | Grafik Eye 3000/HomeWorks, 120V, Incandescent/Fluorescent Load Type, Commercial/Residential Application, FP | HWI-WPM-6D-120 | 10% - 95% |
| | Panel Dimming Module, 120V, Commercial/Residential Application, FP | HW/LP-RPM-4U-120 | 10% - 95% |
| | Panel Adaptive Dimming Module, 120V, Commercial/Residential Application, FP | HW/LP-RPM-4A-120 | 9% - 95% |
| | HomeWorks® QS for CFL/LED loads, 120V, RP, Commercial/Residential Application | LQSE-4A1-D/MQSE-4A1-D/ MQSE-3A1/MQSE-2A1-D | 8% - 95% |
| | Energi Savr Node LED+ Phase Adaptive, Commercial Application, Reverse Phase, (Zone 1) (Zones 2-4) | QSN-4A5-S | 8% - 95% |
| | Energi Savr Node LED+ Phase Adaptive, Commercial Application, Forward Phase, (Zone 1) (Zones 2-4) | QSN-4A5-S | 10% - 97% |
| | RadioRA®2, 120V, 50/60-Hz, 150W LED or 600W Incandescent/Halogen, 3-Way & 4-Way, Residential Application | RRD-6CL | 10% - 95% |
| | RadioRA®3, 120V, 250W LED/CFL or 500W Incandescent/Halogen, Single Pole, Multi-Location | RRST-PRO-N | 10% - 95% |
| | HomeWorks® QS, 120V, 60-Hz, 150W LED/CFL or 600W Incandescent/Halogen/MLV, Residential Application | HQRD-6CL(H2) HQRA-6CL(H2) | 10% - 95% |
| | Homeworks QS, Residential Application, Reverse Phase | LQSE-4A-120-D | 8% - 89% |
| | HomeWorks® for LED/Incandescent/Halogen loads, Reverse Phase, (Zone 1) (Zones 2-4) | LQSE-4A5-120-D | 8% - 89% |
| | HomeWorks® for LED/Incandescent/Halogen loads, Forward Phase, (Zone 1) (Zones 2-4) | LQSE-4A5-120-D | 10% - 100% |
| | Ariadni® C-L Single Pole/3-Way, 150W LED/CFL or 600W Incandescent/Halogen | AYCL-153P | 10% - 100% |
| | Skylark Contour® C-L, Single Pole/3-Way, 150W LED/CFL or 600W Incandescent/Halogen | CTCL-153P | 10% - 100% |
| Skylark® C-L Single Pole/3-Way, 150W LED/CFL or 600W Incandescent/Halogen | SCL-153P | 10% - 100% | |

Integrating our lighting with your Smart Home System is a breeze. Simply check your Smart Home system for compatible smart switches and cross reference that with our Dimming Compatibility Chart. Once the switches are integrated with your Smart Home system your lights will be ready to go.



2042 E. Vernon Ave. Vernon CA 90058 Tel 323.231.2600 Fax 323.231.3200 elcolighting.com

| Manufacturer | Product | Part Number | Dimmed Light Output Range |
|--------------|---|-------------|---------------------------|
| Lutron | Diva® Series 150W Single Pole/3-Way Dimmer | DVCL-153P | 10% - 100% |
| | Skylark Contour® Single Pole/3-Way 1000W Incandescent/Halogen | CT-103P | 10% - 100% |
| | Skylark® Single Pole 300W ELV Preset Dimmer | SELV-300P | 5% - 100% |
| | Skylark® Single Pole 600W Incandescent/Halogen, Slide-to-Off Dimmer | S-600P | 5% - 100% |
| | Diva® 300W Single Pole/3-Way ELV Dimmer | DVELV-303P | 10% - 100% |
| | Diva® 600W Single Pole Incandescent/Halogen Preset Dimmer | DV-600P | 5% - 100% |
| | Ariadni® 600W Single Pole Magnetic Low Voltage Dimmer | AYLV-600P | 5% - 100% |
| | Ariadni® 600W Single Pole/3-Way Incandescent/Halogen Dimmer | AY-603P | 5% - 100% |
| | Maestro® 600W Single Pole/3-Way ELV Dimmer | MAELV-600 | 5% - 100% |
| | Maestro® C-L Single Pole/3-Way Dimmer. 150W Max for LED/CFL or 600W Max for Incandescent/Halogen | MACL-153M | 10% - 100% |
| | Caséta® Wireless Dimmer | PD-6WCL | 10% - 100% |
| SnapOne™ | Control4® Centralized 8-Channel Adaptive Phase Dimmer, 120/277V AC, 50/60-Hz, 200W LED, 500W Fluorescent/CFL, 1000W Incandescent/Halogen/ELV/MLV* | C4-DIN-8APD | 5% - 100% |
| | Control4® Centralized 8-Channel Forward Phase Dimmer, 100/120V AC, 50/60-Hz, 200W LED, 500W Fluorescent/CFL, 1000W Incandescent/Halogen/MLV* | C4-DIN-8FPD | 25% - 100% |
| | Control4® Wireless Adaptive Phase Dimmer, 120V AC, 50/60-Hz, 120W LED, 300W Fluorescent/CFL, 600W Incandescent/Halogen | C4-APD120 | 23% - 100% |
| | Control4® Forward Phase Dimmer, 120V AC, 50/60-Hz, 200W LED, 500W Fluorescent/CFL, 1000W Incandescent/Halogen | C4-FPD120 | 4% - 100% |
| | Control4® Essential Forward Phase Dimmer, 120V AC, 60-Hz, 300W LED, 300W Fluorescent/CFL, 600W Incandescent/Halogen | C4-V-FPD120 | 1% - 100% |

*MLV each transformer must be loaded to at least 50% of its maximum load

***NOTE: Refer to dimmer manufacturer’s documentation for installation instructions and circuit details**

Disclaimer: Minimum and maximum loads for LEDs and CFLs are given in number of lamps and may vary depending on the lamp being used. Testing conducted by ELCO Lighting is not a substitute for and does not imply certification by an independent laboratory or any other standards certification. Refer to manufacturer specifications for more detailed information on product certifications and standards.

Integrating our lighting with your Smart Home System is a breeze. Simply check your Smart Home system for compatible smart switches and cross reference that with our Dimming Compatibility Chart. Once the switches are integrated with your Smart Home system your lights will be ready to go.



2042 E. Vernon Ave. Vernon CA 90058 Tel 323.231.2600 Fax 323.231.3200 elcolighting.com