

Flexa™ 6" Adjustable Round Baffle Trim for Koto™ Module

Mix and match any ring finish with any reflector finish



Features

- 2 Piece Flexa™ trims for maximum design flexibility.
- Convenient twist-lock design for ease of installation.
- Diecast construction for lasting quality.
- O.D.: 7 3/8".

Technical Details

Construction: Precisely spun aluminum baffle with a powder-coated finish.

Installation: Twist-on design allows for easy mounting onto the Koto™ LED Module. Clips securely mount trim into the housing and keeps ring flush with ceiling.

Compatible Module: Koto™ LED Modules (ELK07, ELK09, ELK19, ELK21 Series)

Options



All White



All Black

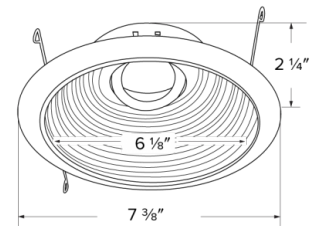


Black w/White Ring

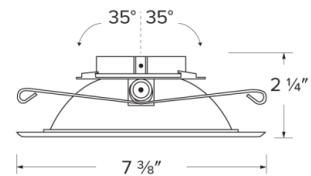


All Bronze

Dimensions



Side View



Product Numbers

Item	Finish
ELK693WW	All White
ELK693BB	All Black
ELK693BW	Black Baffle w/White Ring
ELK693BZBZ	All Bronze

Product Number Builder Example: ELK693WW

Flexa™ 6" Adjustable Round Baffle

Baffle Finish

Ring Finish

ELK693

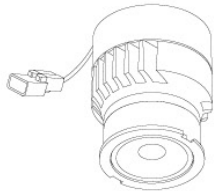
W White
B Black
BZ Bronze

W White
B Black
BZ Bronze

Compatible Products

For use with 6" Koto™ Twist-&-Lock Trims

Koto™ LED Module



Koto™ LED Module
ELK07, ELK09, & ELK11

PRODUCT NUMBER BUILDER					
Koto™ LED Module	Lumens	Color Temperature	Beam Angle		
ELK					
07	750 lm	27 2700K	(blank) 38° lens (Standard)		
09	950 lm	30 3000K	-S 18° lens		
11	1150 lm	35 3500K	-N 25° lens		
		40 4000K	-W 60° lens		
		SD Sunset Dimming (For ELK09 & ELK11)	-FC 18° - 50° Adjustable (ELK07 Only)		

ACCESSORIES



Lens

- EP731C* 18° Lens
 - EP732C* 25° Lens
 - EP733C* 38° Lens
 - EP734C* 60° Lens
- *EP732C, EP733C, EP734C
Included with standard module



Snoot

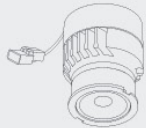
- L50W White
- L50B Black



Secondary Optics

- L45 Hex Louver
- L46 Linear Lens
- L47 Spread Louver
- L49 Frosted Lens
- L51 Color Shifter

*Standard module includes 38° installed with 25° & 60° field changeable lenses.

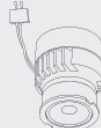


Koto™ LED Module with 5-CCT Switch



Product Number

- ELK08CT5 825 lm, 5-CCT, 120V
- ELK10CT5 1000 lm, 5-CCT, 120V



12V AC Retrofit Koto™ LED Module

For retrofitting 4" Bi-Pin 12V AC GU5.3 Housings

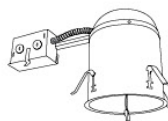
Product Number

- ELK0827-12 800 lm, 2700K, 12V AC
- ELK0830-12 800 lm, 3000K, 12V AC
- ELK08SD-12 800 lm, Sunset, 12V AC

6" Koto™ Dedicated LED ICA Housings



6" Standard ICA Housing
New Construction



6" Standard Remodel ICA Housing
Remodel



6" 2-Hour Fire Rated ICA Housing
New Construction

CAT NO.	SPECIFICATIONS
EL770ICA	7" Height
EL760ICA	5 ½" Height, Shallow

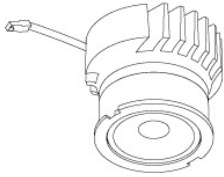
CAT NO.	SPECIFICATIONS
EL770RICA	7 ½" Height
EL760RICA	5 ½" Height, Shallow

CAT NO.	SPECIFICATIONS
EL76FICA	7 ¾" Height - Sound Rated
EL75FICAS	6 ¾" Height, Shallow

Compatible Products

For use with 6" Koto™ Twist-&-Lock Trims

Koto™ Architectural LED Light Engine



Koto™ LED Light Engine
ELK19 - ELK21

PRODUCT NUMBER BUILDER			
Koto™ LED Light Engine	Lumens	Color Temperature	Beam Angle
ELK			
19	750 - 850 lm	27D 2700K	(blank) 38° lens (Standard)
21	1100 - 1500 lm	30D 3000K	-S 18° lens
		35D 3500K	-N 25° lens
		40D 4000K	-W 60° lens
		SD Sunset Dimming (ELK19 Only)	-FC 18° - 50° Adjustable (ELK21 Only)

**Standard module includes 38° installed with 25° & 60° field changeable lenses.*

ACCESSORIES



Lens

- EP731C 18° Lens
 - EP732C 25° Lens
 - EP733C 38° Lens
 - EP734C 60° Lens
- ^{EP732C, EP733C, EP734C}
Included with standard module



Snoot

- L50W White
- L50B Black



Secondary Optics

- L45 Hex Louver
- L46 Linear Lens
- L47 Spread Louver
- L49 Frosted Lens
- L51 Color Shifter

6" Koto™ Dedicated LED ICA Housing



6" Koto™ Maximum Adjustability ICA Housing
850 lm (14.7W) w/ELK19 Series Module
1100 lm (14.7W) w/ELK21 Series Module
New Construction

CAT NO.	SPECIFICATIONS
E6LK37ICA	7 ½" Height, Triac/ELV, 120V
E6LK38ICAD	7 ½" Height, 0-10V/Triac/ELV, 120/277V



6" Maximum Adjustability High Lumen ICA Housing
Use with ELK21 Series Module
Not for use with ELK19 Series Module
Double Wall

CAT NO.	SPECIFICATIONS
E6LK43ICA	7 ¼" Height, 120V, Triac/ELV, 1250 lm
E6LK44ICAD	7 ¼" Height, 120/277V, 0-10V/Triac/ELV, 1250 lm
E6LK56ICA	7 ¼" Height, 120V, Triac/ELV, 1500 lm
E6LK57ICAD	7 ¼" Height, 120/277V, 0-10V/Triac/ELV, 1500 lm