

Flexa™ 4" Round Baffle for Koto™ Module

Trim Style matches Koto™ System Flexa™. Mix and match any ring finish with any reflector or baffle finish



Features

- 2 Piece Flexa™ trims for maximum design flexibility.
- Convenient twist-lock design for ease of installation.
- Diecast construction for lasting quality.
- 5" O.D. - 3 1/8" I.D. - 1 1/8" H
- 35° Adjustability

Specifications

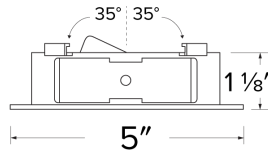
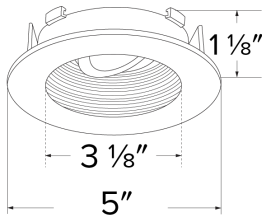
Damp Location cUL Listed

Technical Details

Construction: Diecast aluminum with a powder coated finish.

Installation: Twist-lock design allows for easy mounting onto the Koto™ LED Module. Clips securely mount trim into the housing and keeps ring flush with ceiling.

Lamp: Koto™ LED Module.



Dimensions:

Options



All White



Bronze



All Black



Black Baffle w/
White Trim



All Copper

Product Number

Item	Finish
ELK4723BB	All Black

Product Number Builder Example: ELK4723WW

4 Koto™ Flexa Trim	Style	Style Finish	Ring Finish
ELK472	3 Baffle	W All White B All Black BZ All Bronze	W All White B All Black BZ All Bronze

Compatible Products



For use with 4" Koto™ Twist-On Trims

Koto™ LED Module



Koto™ LED Module
ELK07, ELK09, & ELK11

PRODUCT NUMBER BUILDER					
Koto™ LED Module	Lumens	Color Temperature	Beam Angle		
ELK					
07	750 lm	27 2700K	(blank) 38° lens (Standard)		
09	950 lm	30 3000K	-S 18° lens		
11	1150 lm	35 3500K	-N 25° lens		
		40 4000K	-W 60° lens		
		SD Sunset Dimming (For ELK09 & ELK11)	-FC 18° - 50° Adjustable (ELK07 Only)		

ACCESSORIES

Lens

EP731C 18° Lens
EP732C 25° Lens
EP733C 38° Lens
EP734C 60° Lens
*EP732C, EP733C, EP734C Included with standard module

Snoot

L50W White
L50B Black

Secondary Optics

L45 Hex Louver **L57** White Hex Louver
L46 Linear Lens **L52** Blue Lens
L47 Spread Louver **L53** Pink Shifter
L49 Frosted Lens
L51 Color Shifter

*Standard module includes 38° installed with 25° & 60° field changeable lenses.

Koto™ LED Module with 5-CCT Switch

Product Number

ELK08CT5 825 lm, 5-CCT, 120V
ELK10CT5 1000 lm, 5-CCT, 120V

12V AC Retrofit Koto™ LED Module

For retrofitting 4" Bi-Pin 12V AC GU5.3 Housings

Product Number

ELK0827-12 800 lm, 2700K, 12V AC
ELK0830-12 800 lm, 3000K, 12V AC
ELK08SD-12 800 lm, Sunset, 12V AC

4" Koto™ Dedicated LED ICA Housings



4" ICA Maximum Adjustability Housing
New Construction

CAT NO.	SPECIFICATIONS
EL485ICA	Maximum Adjustability



4" ICA Housing
New Construction

CAT NO.	SPECIFICATIONS
EL490ICA	14W, 120/277V
EL490ICA-EM5	Emergency Battery Back-up (90 minutes)



4" R-60 Spray Foam Insulation Housing
New Construction

CAT NO.	SPECIFICATIONS
EL490AJICA	Maximum Adjustability, For use in R60 or Chicago plenum applications



4" ICA Housing
Remodel

CAT NO.	SPECIFICATIONS
EL490RICA	14W, 120V



2-Hour Fire Rated 4" ICA Housing
New Construction

CAT NO.	SPECIFICATIONS
EL48FICA	7 1/2" Height, Sound Rated

Compatible Products

For use with 4" Koto™ Twist-On Trims

Koto™ Architectural LED Light Engine



Koto™ LED Light Engine
ELK19 - ELK21

PRODUCT NUMBER BUILDER				
Koto™ LED Light Engine	Lumens	Color Temperature	Beam Angle	
ELK				
19	750 - 850 lm	27D 2700K	(blank)	38° lens (Standard)
21	1100 - 1500 lm	30D 3000K	-S	18° lens
		35D 3500K	-N	25° lens
		40D 4000K	-W	60° lens
		SD Sunset Dimming (ELK19 Only)	-FC	18° - 50° Adjustable (ELK21 Only)

ACCESSORIES

Lens

EP731C 18° Lens
EP732C 25° Lens
EP733C 38° Lens
EP734C 60° Lens
*EP732C, EP733C, EP734C Included with standard module

Snoot

L50W White
L50B Black

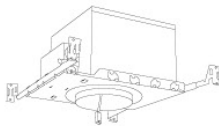
Secondary Optics

L45 Hex Louver
L46 Linear Lens
L47 Spread Louver
L49 Frosted Lens
L51 Color Shifter

L57 White Hex Louver
L52 Blue Lens
L53 Pink Shifter

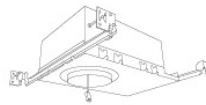
*Standard module includes 38° installed with 25° & 60° field changeable lenses.

4" Koto™ Architectural Recessed Housings



4" Maximum Adjustability ICA Housing
Use with ELK21 Series Module
Not for use with ELK19 Series Module
New Construction

CAT NO.	SPECIFICATIONS
E4LK47ICA	1350 lm, 15.7W, 120V, Triac/ELV
E4LK48ICAD	1350 lm, 15.7W, 120/277V, 0-10V/Triac/ELV
E4LK78ICA	1500 lm, 18.9W, 120V, Triac/ELV
E4LK79ICAD	1500 lm, 18.9W, 120/277V, 0-10V/Triac/ELV



4" Shallow Maximum Adjustability ICA Housing
1000 lm (14.7W) w/ELK19 Series Module
1200 lm (14.7W) w/ELK21 Series Module
New Construction

CAT NO.	SPECIFICATIONS
E4LK98ICA	120V, Triac/ELV
E4LK99ICAD	120/277V, 0-10V/Triac/ELV



4" Standard ICA Housing
800 lm (11.8W) w/ELK19 Series Module
1000 lm (11.8W) w/ELK21 Series Module
New Construction

CAT NO.	SPECIFICATIONS
E4LK87ICA	120V, Triac/ELV
E4LK87ICA-EM1	Emergency Battery Back-Up
E4LK88ICAD	120/277V, 0-10V/Triac/ELV
E4LK88ICAD-EM1	Emergency Battery Back-Up



4" Standard ICA Housing
800 lm (11.8W) w/ELK19 Series Module
1000 lm (11.8W) w/ELK21 Series Module
Remodel

CAT NO.	SPECIFICATIONS
E4LK87RICA	120V, Triac/ELV
E4LK88RICAD	120/277V, 0-10V/Triac/ELV



2-Hour Fire Rated 4" ICA Housing
750 lm (11.8W) w/ELK19 Series Module
950 lm (11.8W) w/ELK21 Series Module
New Construction

CAT NO.	SPECIFICATIONS
ELK93FICA	120V, Triac/ELV
ELK94FICAD	120/277V, 0-10V/Triac/ELV

Compatible Products

For use with 4" Koto™ Twist-On Trims

Koto™ 24V DC LED Light Engine



24V DC Koto™ LED Light Engine

PRODUCT NUMBER BUILDER			
Koto™ LED Light Engine	Lumens	Color Temperature	Voltage
ELK			

08	800 lm	27	2700K	-24	24V DC
		30	3000K		

**Standard module includes 38° installed with 25° & 60° field changeable lenses.*

ACCESSORIES



Lens

EP731C 18° Lens
EP732C 25° Lens
EP733C 38° Lens
EP734C 60° Lens

**EP732C, EP733C, EP734C Included with standard module*



Snout

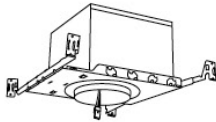
L50W White
L50B Black



Secondary Optics

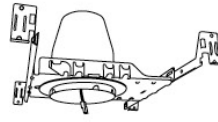
L45 Hex Louver
L46 Linear Lens
L47 Spread Louver
L49 Frosted Lens
L51 Color Shifter
L57 White Hex Louver
L52 Blue Lens
L53 Pink Shifter

4" Koto™ Dedicated LED ICA Housings (24V DC Input)



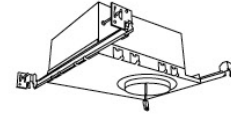
24V DC 4" ICA Maximum Adjustability Housing
New Construction

CAT NO.	SPECIFICATIONS
E24V485ICA	Maximum Adjustability <i>*Requires 24V DC Transformer</i>



24V DC 4" ICA Housing
New Construction

CAT NO.	SPECIFICATIONS
E24V490ICA	<i>*Requires 24V DC Transformer</i>



24V DC 4" R-60 Spray Foam Insulation
New Construction Housing

CAT NO.	SPECIFICATIONS
E24V490AJICA	Maximum Adjustability, For use in R60 or Chicago plenum applications <i>*Requires 24V DC Transformer</i>



24V DC 4" ICA Housing
Remodel

CAT NO.	SPECIFICATIONS
E24V490RICA	<i>*Requires 24V DC Transformer</i>



24V DC 2-Hour Fire Rated 4" ICA Housing
New Construction

CAT NO.	SPECIFICATIONS
E24V48FICA	7 1/2" Height Sound Rated <i>*Requires 24V DC Transformer</i>