

# Flexa™ 4" Adjustable Square Reflector

Flexa™ Precision die-cast adjustable trims with Twist-On system for easy Koto™ Module installation



## Features

- 4" Square Adjustable.
- 358° Rotation.
- 35° tilt (for EL485ICA), 25° tilt (for EL490 Series).
- Convenient Twist-On design for easy installation.
- Lamp: Koto™ LED Module.
- **Square trim recommended for New Construction Housings only**

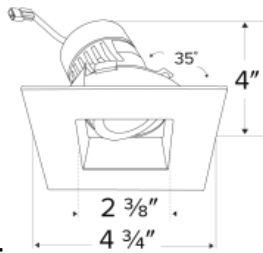
## Technical Details

**Construction:** Diecast aluminum with a powder-coated finish.

**Installation:** Twist-On design allows for easy mounting onto the Koto™ LED Module.

**Compatible Housing:** Compatible with 4" IC and non-IC housings.

**Lamp:** Koto™ LED Module.



**Dimensions:**

## Options



All White



All Black



Black w/ White Trim



Haze w/White Trim

## Product Numbers

| Item      | Finish                |
|-----------|-----------------------|
| ELK4759WW | All White             |
| ELK4759BB | All Black             |
| ELK4759B  | Black with White Trim |
| ELK4759H  | Haze with White Trim  |

## Product Number Builder Example: ELK4759WW

Flexa™ 4" Sq. Adjustable Reflector

Color Finish

**ELK4759**

- WW** All White
- BB** All Black
- B** Black w/White Trim
- H** Haze w/White Trim

# Compatible Products



For use with 4" Koto™ Twist-&-Lock Trims

## Koto™ LED Module



**Koto™ LED Module**  
ELK07, ELK09, & ELK11

| PRODUCT NUMBER BUILDER |         |                                       |                                       |  |  |
|------------------------|---------|---------------------------------------|---------------------------------------|--|--|
| Koto™ LED Module       | Lumens  | Color Temperature                     | Beam Angle                            |  |  |
| ELK                    |         |                                       |                                       |  |  |
| 07                     | 750 lm  | 27 2700K                              | (blank) 38° lens (Standard)           |  |  |
| 09                     | 950 lm  | 30 3000K                              | -S 18° lens                           |  |  |
| 11                     | 1150 lm | 35 3500K                              | -N 25° lens                           |  |  |
|                        |         | 40 4000K                              | -W 60° lens                           |  |  |
|                        |         | SD Sunset Dimming (For ELK09 & ELK11) | -FC 18° - 50° Adjustable (ELK07 Only) |  |  |

### ACCESSORIES



#### Lens

- EP731C\* 18° Lens
  - EP732C\* 25° Lens
  - EP733C\* 38° Lens
  - EP734C\* 60° Lens
- \*EP732C, EP733C, EP734C  
Included with standard module



#### Snoot

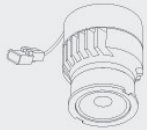
- L50W White
- L50B Black



#### Secondary Optics

- L45 Hex Louver
- L46 Linear Lens
- L47 Spread Louver
- L49 Frosted Lens
- L51 Color Shifter

\*Standard module includes 38° installed with 25° & 60° field changeable lenses.

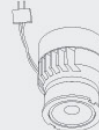


**Koto™ LED Module with 5-CCT Switch**



#### Product Number

- ELK08CT5 825 lm, 5-CCT, 120V
- ELK10CT5 1000 lm, 5-CCT, 120V



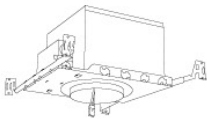
**12V AC Retrofit Koto™ LED Module**

For retrofitting 4" Bi-Pin 12V AC GU5.3 Housings

#### Product Number

- ELK0827-12 800 lm, 2700K, 12V AC
- ELK0830-12 800 lm, 3000K, 12V AC
- ELK08SD-12 800 lm, Sunset, 12V AC

## 4" Koto™ Dedicated LED ICA Housings



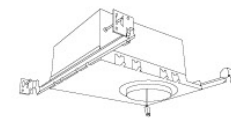
**4" ICA Maximum Adjustability Housing**  
**New Construction**

| CAT NO.  | SPECIFICATIONS        |
|----------|-----------------------|
| EL485ICA | Maximum Adjustability |



**4" ICA Housing**  
**New Construction**

| CAT NO.      | SPECIFICATIONS                         |
|--------------|--|
| EL490ICA     | 14W, 120/277V                          |
| EL490ICA-EM5 | Emergency Battery Back-up (90 minutes) |



**4" R-60 Spray Foam Insulation Housing**  
**New Construction**

| CAT NO.    | SPECIFICATIONS   |
|------------|--|
| EL490AJICA | Maximum Adjustability, For use in R60 or Chicago plenum applications |



**4" ICA Housing**  
**Remodel**

| CAT NO.   | SPECIFICATIONS |
|-----------|----------------|
| EL490RICA | 14W, 120V      |



**2-Hour Fire Rated 4" ICA Housing**  
**New Construction**

| CAT NO.  | SPECIFICATIONS             |
|----------|----------------------------|
| EL48FICA | 7 1/2" Height, Sound Rated |

# Compatible Products

For use with 4" Koto™ Twist-&-Lock Trims

## Koto™ Architectural LED Light Engine



**Koto™ LED Light Engine**  
ELK19 - ELK21

| PRODUCT NUMBER BUILDER |                |                                |                                       |
|------------------------|----------------|--------------------------------|---------------------------------------|
| Koto™ LED Light Engine | Lumens         | Color Temperature              | Beam Angle                            |
| ELK                    |                |                                |                                       |
| 19                     | 750 - 850 lm   | 27D 2700K                      | (blank) 38° lens (Standard)           |
| 21                     | 1100 - 1500 lm | 30D 3000K                      | -S 18° lens                           |
|                        |                | 35D 3500K                      | -N 25° lens                           |
|                        |                | 40D 4000K                      | -W 60° lens                           |
|                        |                | SD Sunset Dimming (ELK19 Only) | -FC 18° - 50° Adjustable (ELK21 Only) |

*\*Standard module includes 38° installed with 25° & 60° field changeable lenses.*

### ACCESSORIES



#### Lens

- EP731C** 18° Lens
  - EP732C** 25° Lens
  - EP733C** 38° Lens
  - EP734C** 60° Lens
- \*EP732C, EP733C, EP734C included with standard module



#### Snoot

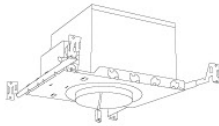
- L50W** White
- L50B** Black



#### Secondary Optics

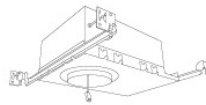
- L45** Hex Louver
- L46** Linear Lens
- L47** Spread Louver
- L49** Frosted Lens
- L51** Color Shifter

## 4" Koto™ Architectural Recessed Housings



4" Maximum Adjustability ICA Housing  
Use with ELK21 Series Module  
Not for use with ELK19 Series Module  
**New Construction**

| CAT NO.    | SPECIFICATIONS                            |
|------------|---|
| E4LK47ICA  | 1350 lm, 15.7W, 120V, Triac/ELV           |
| E4LK48ICAD | 1350 lm, 15.7W, 120/277V, 0-10V/Triac/ELV |
| E4LK78ICA  | 1500 lm, 18.9W, 120V, Triac/ELV           |
| E4LK79ICAD | 1500 lm, 18.9W, 120/277V, 0-10V/Triac/ELV |



4" Shallow Maximum Adjustability ICA Housing  
1000 lm (14.7W) w/ELK19 Series Module  
1200 lm (14.7W) w/ELK21 Series Module  
**New Construction**

| CAT NO.    | SPECIFICATIONS            |
|------------|---------------------------|
| E4LK98ICA  | 120V, Triac/ELV           |
| E4LK99ICAD | 120/277V, 0-10V/Triac/ELV |



4" Standard ICA Housing  
800 lm (11.8W) w/ELK19 Series Module  
1000 lm (11.8W) w/ELK21 Series Module  
**New Construction**

| CAT NO.        | SPECIFICATIONS            |
|----------------|---------------------------|
| E4LK87ICA      | 120V, Triac/ELV           |
| E4LK87ICA-EM1  | Emergency Battery Back-Up |
| E4LK88ICAD     | 120/277V, 0-10V/Triac/ELV |
| E4LK88ICAD-EM1 | Emergency Battery Back-Up |



4" Standard ICA Housing  
800 lm (11.8W) w/ELK19 Series Module  
1000 lm (11.8W) w/ELK21 Series Module  
**Remodel**

| CAT NO.    | SPECIFICATIONS            |
|------------|---------------------------|
| E4LK87ICA  | 120V, Triac/ELV           |
| E4LK88ICAD | 120/277V, 0-10V/Triac/ELV |



2-Hour Fire Rated 4" ICA Housing  
750 lm (11.8W) w/ELK19 Series Module  
950 lm (11.8W) w/ELK21 Series Module  
**New Construction**

| CAT NO.    | SPECIFICATIONS            |
|------------|---------------------------|
| ELK93FICA  | 120V, Triac/ELV           |
| ELK94FICAD | 120/277V, 0-10V/Triac/ELV |