

# 9" Reflector LED Light Engine Trims (850-6000 lm)



## Features

- Dimmable Triac/ELV or 0-10V.
- USA Designed and Assembled.
- Frame sold separately (see Compatible Housings).
- Meets the requirements for Title 24.
- 2 at the end of the item number denotes Generation 2.  
Please note Gen 2 and Gen 1 are not cross compatible.

## Specifications

<b>Wattage</b>	18W
<b>Lumens</b>	1600 lm
<b>Color Temp.</b>	3500K
<b>Lamp Type</b>	LED
<b>Beam Angle</b>	60°
<b>CRI</b>	93+
<b>Wet Location</b>	Listed

## Options



**Black**



**Chrome**



**All Haze(semi-specular)**



**Haze w/White Trim**



**White**

## Technical Details

**Optics:** Frosted polycarbonate lens diffuses light evenly throughout while reducing glare with LED technology.

**Reflector Construction:** Reflector is one piece, deep, self-flanged construction spun from .05" thick High Grade Aluminum. Reflector allows for minimal glare and a strong glare cut-off.

**Installation:** Must be installed on a Laurel System frame with compatible lumen rating. Frames are available for New Construction, Remodel and as a Retrofit Kit.

### LED Technology:

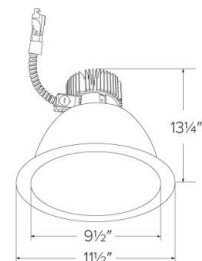
- Extremely accurate Color Rendering Index of 93+ CRI.
- Efficacy of >90 lumens per watt.
- Lumen Maintenance of 50,000 hours L70 Life based on LM80 standardized test results.
- Superior Thermal Management by utilizing ELCO Red heat sink.
- Instant On to Full Brightness technology.
- No LED pixilation.

**Sunset:** Sunset color temperature is our dim-to-warm LED technology that allows the color temperature to become warmer as the product is dimmed. Our SUNSET items start at 3000K and go as low as 1800K when dimmed. For Sunset dim technology be sure to order an item with "Sunset" in the Color Temperature (CCT) attribute.

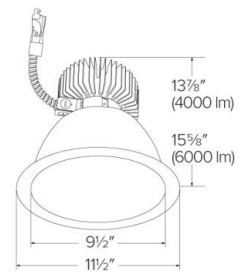
**Listings:** cULus Listed for Wet Location. RoHS Compliant.

**Warranty:** ELCO Products are built to last. 5-year Limited warranty.

## 850 lm - 3000 lm Series



## 4000 lm - 6000 lm Series



## Product Number Builder Example: E910L0827W2

ELCO 9" Reflector	Laurel	Lumens	Color Temp.	Finish	Generation	Beam Angle
<b>E910</b>	<b>L</b>					
		<b>08</b> 850 lm	<b>27</b> 2700K <sup>1</sup>	<b>H</b> All Haze (Semi-Specular)	<b>2</b> Gen 2	60°
		<b>12</b> 1250 lm	<b>30</b> 3000K	<b>W</b> All White	<b>1</b> Gen 1	<b>-F</b> 38° <sup>1</sup>
		<b>16</b> 1600 lm	<b>35</b> 3500K	<b>B</b> All Black		<b>-N</b> 24° <sup>1</sup>
		<b>20</b> 2000 lm	<b>40</b> 4000K	<b>C</b> All Chrome		<b>-S</b> 15° <sup>1</sup>
		<b>30</b> 3000 lm	<b>50</b> 5000K <sup>2</sup>	<b>HW</b> Haze with White Trim		
		<b>40</b> 4000 lm	<b>SD</b> Sunset <sup>1, 3</sup>			
		<b>60</b> 6000 lm				

<sup>1</sup> Available for lumen packages up to 3000 lm only

<sup>2</sup> Available for lumen packages 16, 20, 30, 40 and 60 only

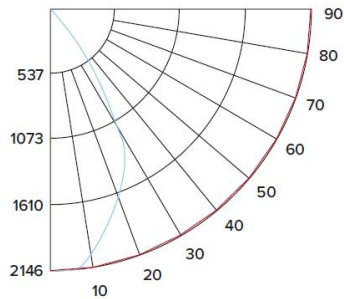
<sup>3</sup> Sunset, Dim to Warm technology, automatically transitions from 3000K to 1800K when dimmed to 1800K when dimmed

## LED Light Engine

Multiplier: 2700K (x 0.88), 3000K (x 0.92), 3500K (x 0.96)

### PHOTOMETRIC REPORT

Product #: E910L2040  
Wattage/Lumens: 23.2W/ 1850 Lm  
Luminaire LPW: 80 Lm/W



### CANDLE POWER SUMMARY

Degrees Vertical	0°
0	2144
5	2146
15	1866
25	1388
35	702
45	55
55	0
65	0
75	0
85	0
90	0

### ILLUMINANCE AT A DISTANCE

Distance to Target Plane	Footcandles Beam Center	Beam Diameter
4'	134	4.7'
6'	59.6	7.0'
8'	33.5	9.3'
10'	21.4	11.7'

### ZONAL LUMEN SUMMARY

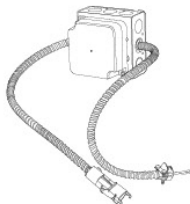
Zone	Lumens	% Luminaire
0-30°	1361.91	73.60
0-40°	1789.01	96.70
0-60°	1850.2	100.00
0-90°	1850.23	100.00

# Compatible Products

For use with 9" Laurel™ Light Engines



## 9" Laurel™ Commercial LED Frames



**E9LT**  
**9" Retrofit Kit**

### PRODUCT NUMBER BUILDER

Frame Type	Voltage	Lumen	Dimming	Optional	Generation
<div>E9LT</div> <div>Retrofit</div>	<div>U</div> <div>120/277V</div>	<div>08</div> <div>850 lm</div> <div>12</div> <div>1250 lm</div> <div>16</div> <div>1600 lm</div> <div>20</div> <div>2000 lm</div> <div>30</div> <div>3000 lm</div> <div>40</div> <div>4000 lm</div> <div>60</div> <div>6000 lm</div>	<div>D</div> <div>Triac/ELV/0-10V</div> <div>S</div> <div>Sunset</div> <div>L</div> <div>Lutron</div>	<div>EM1</div> <div>Emergency Backup up to 700 lm output</div> <div>EM2</div> <div>Emergency Backup up to 1100 lm output</div>	<div></div> <div>Gen 1</div> <div>2</div> <div>Gen 2</div>