

8" Drop Glass LED Light Engine Trims (4000-6000 lm)



Features

- Dimmable Triac/ELV or 0-10V.
- USA Designed and Assembled.
- Frame sold separately (see Compatible Housings).
- 2 at the end of the item number denotes Generation 2. Please note Gen 2 and Gen 1 are not cross compatible.

Specifications

Wattage	71.4W
Lumens	6000 lm
Color Temp.	5000K
Lamp Type	LED
Beam Angle	60°
CRI	93+
Wet Location	Listed

Options



Black



Chrome



Haze



Haze w/White Ring



White

Technical Details

Optics: Frosted polycarbonate lens diffuses light evenly throughout while reducing glare with LED technology.

Reflector Construction: Reflector is one piece, deep, self-flanged construction spun from .05" thick High Grade Aluminum. Reflector allows for minimal glare and a strong glare cut-off. Drop glass helps to virtually eliminate glare.

Installation: Must be installed on a Laurel System frame with compatible lumen rating. Frames are available for New Construction, Remodel and as a Retrofit Kit.

LED Technology:

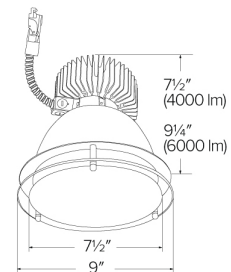
- Extremely accurate Color Rendering Index of 93+ CRI.
- Efficacy of >90 lumens per watt.
- Lumen Maintenance of 50,000 hours L70 Life based on LM80 standardized test results.
- Superior Thermal Management by utilizing ELCO Red heat sink.
- Instant On to Full Brightness technology.
- No LED pixilation.

Listings:

- cULus Listed for Wet Location.
- RoHS Compliant.

Warranty: ELCO Products are built to last. 5-year Limited warranty.

Dimensions



Product Number Builder

Example: **E812L4030W2**

ELCO 8" Drop Glass

Laurel

Lumens

Color Temp.

Finish

Generation

E812

L

40 4000 lm
60 6000 lm

30 3000K
35 3500K
40 4000K
50 5000K

H All Haze
W All White
B All Black
C All Chrome
HW Haze w/White Ring

1 Gen 1
2 Gen 2

Compatible Products

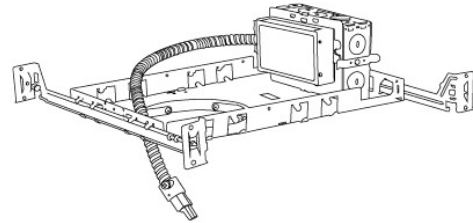


For use with 8" Laurel™ Light Engines

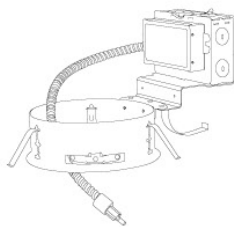
8" Laurel™ Commercial LED Frames



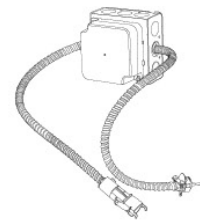
8" Architectural Frame
E8LH



8" Plaster Frame
E8LF



8" Remodel Frame
E8LR



8" Retrofit Kit
E8LT

PRODUCT NUMBER BUILDER

Frame Type	Voltage	Lumen	Dimming	Optional	Generation
<input type="text"/>	<input type="text"/>	<input type="text"/>	<input type="text"/>	<input type="text"/>	<input type="text"/>
E8LH Architectural	U 120/277V	08 850 lm	D Triac/ELV/0-10V	EM1 Emergency Backup up to 700 lm output	(blank) Gen 1
E8LF Plaster		12 1250 lm	S Sunset	EM2 Emergency Backup up to 1100 lm output	2 Gen 2
E8LR Remodel		16 1600 lm	L Lutron		
E8LT Retrofit		20 2000 lm			
		30 3000 lm			
		40 4000 lm			
		60 6000 lm			