


# 8" Adjustable LED Light Engine Trims (850-6000 Im)



## Features

- Dimmable Triac/ELV or 0-10V.
- USA Designed and Assembled.
- Frame sold separately (see Compatible Housings).
- 2 at the end of the item number denotes Generation 2. Please note Gen 2 and Gen 1 are not cross compatible.

## Specifications

<b>Wattage</b>	18W
<b>Lumens</b>	1600 Im
<b>Color Temp.</b>	SunsetK
<b>Lamp Type</b>	LED
<b>Beam Angle</b>	60°
<b>CRI</b>	93+
<b>Wet Location</b>	Listed

## Options



Black



Chrome



All Haze(semi-specular)



Haze w/White Trim



White

## Technical Details

**Optics:** Frosted polycarbonate lens diffuses light evenly throughout while reducing glare with LED technology.

**Reflector Construction:** Reflector is one piece, deep, self-flanged construction spun from .05" thick High Grade Aluminum. Integral gimbal ring has adjustability up to  $\pm 35^\circ$  ideal for sloped ceilings and wall wash applications.

**Installation:** Must be installed on a Laurel System frame with compatible lumen rating. Frames are available for New Construction, Remodel and as a Retrofit Kit.

### LED Technology:

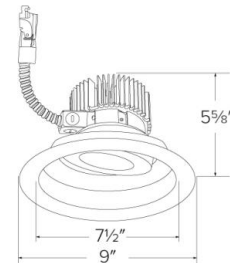
- Extremely accurate Color Rendering Index of 93+ CRI.
- Efficacy of >90 lumens per watt.
- Lumen Maintenance of 50,000 hours L70 Life based on LM80 standardized test results.
- Superior Thermal Management by utilizing ELCO Red heat sink.
- Instant On to Full Brightness technology.
- No LED pixilation.

**Sunset:** Sunset color temperature is our dim-to-warm LED technology that allows the color temperature to become warmer as the product is dimmed. Our SUNSET items start at 3000K and go as low as 1800K when dimmed. For Sunset dim technology be sure to order an item with "Sunset" in the Color Temperature (CCT) attribute.

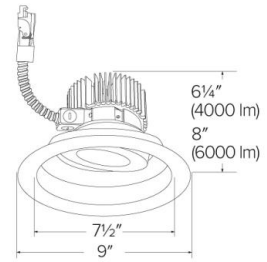
**Listings:** cULus Listed for Wet Location. RoHS Compliant.

**Warranty:** ELCO Products are built to last. 5-year Limited warranty.

## 850 Im - 3000 Im Series



## 4000 Im - 6000 Im Series



**Product Number Builder** Example: **E818L0827W2**

ELCO 8" Adjustable	Laurel	Lumens	Color Temp.	Finish	Generation	Beam Angle
<b>E818</b>	<b>L</b>					
		<b>08</b> 850 lm	<b>27</b> 2700K <sup>1</sup>	<b>H</b> All Haze (Semi-Specular)	<b>2</b> Gen 2	60°
		<b>12</b> 1250 lm	<b>30</b> 3000K	<b>W</b> All White	<b>1</b> Gen 1	<b>-F</b> 38° <sup>1</sup>
		<b>16</b> 1600 lm	<b>35</b> 3500K	<b>B</b> All Black		<b>-N</b> 24° <sup>1</sup>
		<b>20</b> 2000 lm	<b>40</b> 4000K	<b>C</b> All Chrome		<b>-S</b> 15° <sup>1</sup>
		<b>30</b> 3000 lm	<b>50</b> 5000K <sup>2</sup>	<b>HW</b> Haze with White Trim		
		<b>40</b> 4000 lm	<b>SD</b> Sunset <sup>1,3</sup>			
		<b>60</b> 6000 lm				

<sup>1</sup> Available for lumen packages up to 3000 lm only

<sup>2</sup> Available for lumen packages 16, 20, 30, 40 and 60 only

<sup>3</sup> Sunset, Dim to Warm technology, automatically transitions from 3000K to 1800K when dimmed

# Compatible Products



For use with 8" Laurel™ Light Engines

## 8" Laurel™ Commercial LED Frames



**8" Architectural Frame**  
**E8LH**



**8" Plaster Frame**  
**E8LF**



**8" Remodel Frame**  
**E8LR**



**8" Retrofit Kit**  
**E8LT**

### PRODUCT NUMBER BUILDER

Frame Type	Voltage	Lumen	Dimming	Optional	Generation
<b>E8LH</b> Architectural	<b>U</b> 120/277V	<b>08</b> 850 lm	<b>D</b> Triac/ELV/0-10V	<b>EM1</b> Emergency Backup up to 700 lm output	<b>(blank)</b> Gen 1
<b>E8LF</b> Plaster		<b>12</b> 1250 lm	<b>S</b> Sunset	<b>EM2</b> Emergency Backup up to 1100 lm output	<b>2</b> Gen 2
<b>E8LR</b> Remodel		<b>16</b> 1600 lm	<b>L</b> Lutron		
<b>E8LT</b> Retrofit		<b>20</b> 2000 lm			
		<b>30</b> 3000 lm			
		<b>40</b> 4000 lm			
		<b>60</b> 6000 lm			