

6W/ft. High Output Indoor LED Tape Light



Ambio™ E60-24 is an architectural LED Tape Light. With 6W/ft and an industry leading 93+CRI. The product is designed to add light to coves, under cabinets and other niches while staying invisibly tucked away due to the products low profile. Factory custom cuts for hassle free projects. Standard rolls available.

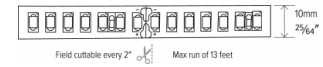
Features

- Dimmable with ELCO dimmable drivers
- 3M Tape backing for easy installation
- Available in custom cuts, 16 foot and 100 foot rolls
- Field cuttable every 2 inches
- Max run of 13 feet
- 48 LEDs per foot
- Strip width of 10mm

Specifications

Wattage	6W
Lumens	550 lm
Voltage	24V
Color Temp.	3000K
Lamp Type	LED
CRI	93+

Dimensions



Technical Details

Construction: Specification grade LED Tape light with premium 3M tape backing for architectural applications. Available in custom cuts and set rolls sizes. Custom cuts are factory cuts and packaged for hassle free projects.

Installation: 3M tape backing allows for quick and easy adhesions to a flat surface.

Aluminum Channels: Compatible with ELCO: EUD31, EUD32, EUD33, EUD35, EUD36, and EUD37.

Electrical:

- Input Voltage: 24V
- Input Power: 6W/ft

LED Technology:

- 48 LED's per foot, with 550 lm/ft
- Extremely accurate color rendering with 93+CRI
- Lumen Maintenance of 50,000 hours L70 Life based on LM80 standardized test results
- Available in various CCT options. For additional options please consult factory.

Dimmability: Dimmable with compatible 24V DC dimmable drivers

Listings: cUL Listed. RoHS Compliant. ENERGY STAR® Certified. California Title 24 JA8-2016- E.

Product Number

Item	Description	Lamp type	Lumens	CCT	Watts	Voltage
E60-2430-100	100 ft. Reel	LED	550 lm	3000K	6W	24V

Product Number Builder Example: E60-2427

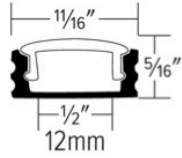
High Efficiency Indoor 6W	-	Voltage	Color Temperature	-	Length
E60	-	24 24V	27 2700K 30 3000K 40 4000K	-	Custom Cut 16 16 ft. Reel 100 100 ft. Reel

Compatible Products

For LED Tape Lights



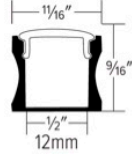
Aluminum Channels



Shallow Mount LED Aluminum Channel

Includes end caps, mounting clips & lens. Fits tape lights up to 12mm ($\frac{1}{2}$ " wide

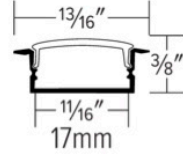
CAT NO.	SPECIFICATIONS
EUD31-8	8' Channel
EUD31-CC	Custom Cut Channel



Deep Mount LED Aluminum Channel

Includes end caps, mounting clips & lens. Fits tape lights up to 12mm ($\frac{1}{2}$ " wide

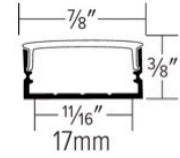
CAT NO.	SPECIFICATIONS
EUD32-8	8' Channel
EUD32-CC	Custom Cut Channel



Recessed Mount LED Aluminum Channel

Includes end caps, mounting clips & lens. Fits tape lights up to 17mm ($\frac{11}{16}$ " wide

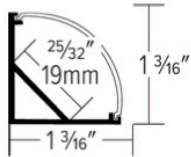
CAT NO.	SPECIFICATIONS
EUD33-8	8' Channel
EUD33-CC	Custom Cut Channel



Surface Mount LED Aluminum Channel

Includes end caps, mounting clips & lens. Fits tape lights up to 17mm ($\frac{11}{16}$ " wide

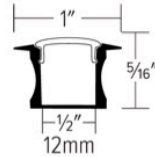
CAT NO.	SPECIFICATIONS
EUD35-8	8' Channel
EUD35-CC	Custom Cut Channel



Round Corner Mount LED Aluminum Channel

Includes end caps, mounting clips & lens. Fits tape lights up to 19mm ($\frac{25}{32}$ " wide

CAT NO.	SPECIFICATIONS
EUD36-8	8' Channel
EUD36-CC	Custom Cut Channel



Shallow Recessed Mount LED Aluminum Channel

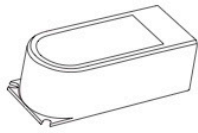
Includes end caps, mounting clips and lens. Fits tape lights up to 12mm ($\frac{1}{2}$ " wide

CAT NO.	SPECIFICATIONS
EUD37-8	8' Channel
EUD37-CC	Custom Cut Channel

Compatible Products

For Tape Lights

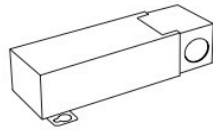
LED Drivers



Electronic Low Voltage Dimmable Driver

No minimum load.
24V DC Output, 120V Input

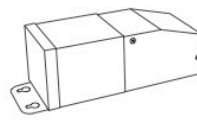
CAT NO.	SPECIFICATIONS
DRVE24V60W	60W



Magnetic Low Voltage Dimmable Driver (Small)

Indoor and outdoor use.
24V DC Output, 120V Input
3 1/16" W x 1 3/8" H x 6" L

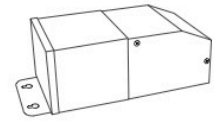
CAT NO.	SPECIFICATIONS
DRVM24V20W	20W
DRVM24V40W	40W



Magnetic Low Voltage Dimmable Driver (Medium)

Indoor and outdoor use.
24V DC Output, 120V Input
3 1/16" W x 2 7/8" H x 8 5/8" L

CAT NO.	SPECIFICATIONS
DRVM24V60W	60W



Magnetic Low Voltage Dimmable Driver (Large)

Outdoor and wall mount use only
24V DC Output, 120V Input
4 1/8" W x 3 3/8" H x 9 1/4" L

CAT NO.	SPECIFICATIONS
DRVM24V100W	100W
DRVM24V150W	150W
DRVM24V200W	200W
DRVM24V300W	300W



Constant Voltage LED Driver

24V DC Output, 120V-277V Input

CAT NO.	SPECIFICATIONS
DRV60W	60W
DRV100W	100W



0-10V Dimmable Driver

24V DC Output, 120V-277V Input

CAT NO.	SPECIFICATIONS
DRV30W-10	30W
DRV60W-10	60W
DRV96W-10	96W



Lutron™ Hi-Lume 1% LED Driver

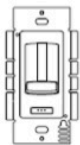
Continuous flicker free dimming from 100% to 1%. Inrush current limiting circuitry. 120V - 277V

CAT NO.	SPECIFICATIONS
DRVLT40W	(40W) Triac
DRVL340W	(40W) Lutron Ecosystem

Lutron™ Hi-Lume Premiere 0.1% Dimming LED Driver

Continuous flicker free dimming from 100% to 1%. Inrush current limiting circuitry. 120V - 277V

CAT NO.	SPECIFICATIONS
DRVL396W	(96W) Lutron Ecosystem



Dimmer with Built-in Driver

Combinational dimmer and driver in one. Single pole preset dimmer with on/off button. 24V DC Output, 120V Input

CAT NO.	SPECIFICATIONS
DIMTP2	100W