


# 6" Ultra Slim LED Square Panel Light

This 6" ultra slim panel light designed for quick and easy installation without a housing for both new construction and remodel applications. This IC-rated fixture can be installed indoor or outdoor and delivers a smooth light output of 700 lumens, in 3000K or 4000K.



## Features

- IC Airtight for use with direct contact to insulation.
- Designed to fit in plenums as shallow as 2".
- Eliminates the need for housing.
- New Construction application requires mounting plate or frame.
- Remodel applications require no additional accessories.
- Wet Location allows for use indoors or outdoors.
- CA Title 24 and ENERGY STAR Compliant.
- Includes driver and Jbox.
- For EM Backup use KEM-ERT

## Specifications

<b>Wattage</b>	12W
<b>Lumens</b>	800 lm
<b>Voltage</b>	120V
<b>Color Temp.</b>	4000K
<b>Dimmable</b>	Triac/ELV
<b>Lamp Type</b>	LED
<b>CRI</b>	90+
<b>Wet Location</b>	Listed

## Options



## Technical Details

**Optics:** Polycarbonate lens diffuses light evenly throughout space with no LED pixelation.

**Construction:** IC rated driver and fixture are tested and approved for direct contact with insulation. Aluminum die-cast trim ring with durable powdercoat finish preventing rust and paint cracking. Plenum rated cable connector to connect from module to remote driver box. Isolated driver integrated inside aluminum remote box with two 7/8" knockouts with slots for pryout.

**Installation:** Designed for super shallow ceiling plenums without any housing. High strength steel spring clip for easy installation. Hole cut out template provided for accurate hole size for proper trim installation. Maximum hole size should not exceed 6 1/4" for this product. Suitable installation for T-grid and drop ceiling applications.

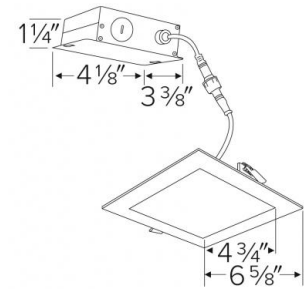
**Electrical:** Driver connects directly to 120V power supply. Standard input wattage is 12W, 58 lumens per watt. Replaces 70W incandescent.

**Dimmability:** Works with 120V Triac and ELV type dimmers. Dims down to 10%. For full list of dimmers, refer to the ELM System Dimmer Compatibility List.

**Listings:** ETL Listed for Wet Locations. Meets ENERGY STAR® requirements. IC-Rated for direct contact with insulation. Air Tight certified in accordance with ASTM E283-2004. California Title 24 compliant (JA8-2016-E)

**Warranty:** 5-year limited warranty.

## Dimensions



## Product Number

Item	Lamp type	Lumens	CCT	Watts	Voltage	Dimming	Finish
ERT66140W	LED	800 lm	4000K	12W	120V	Triac/ELV	All White

## Product Number Builder Example: ERT66130W

6" Square Slim Panel 700lm

Color Temp.

Finish

**ERT661**

30 3000K  
40 4000K

W All White  
N Nickel  
BZ All Bronze

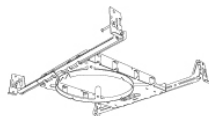
# Compatible Products

For use with 6" Elm™ System Slim Panels



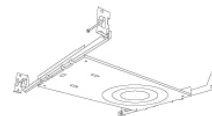
## 6" Elm™ New Construction Frames

---



Frame with Hanger Bars  
**New Construction**

CAT NO.	SPECIFICATIONS
E6LF1 (6")	9" L x 6 3/4" W x 6 1/4" Opening

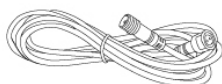


Universal Frame for 2", 4" and 6" Downlights  
**New Construction**

CAT NO.	SPECIFICATIONS
E246LF1	12 1/8" L x 7 5/8" W

## 6" Elm™ Accessories

---



Extension Cords

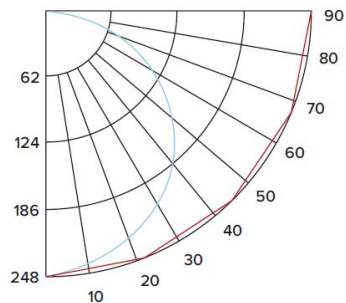
CAT NO.	SPECIFICATIONS
ECNE10	10" Long
ECNE11	10' Ft Long

# LED Square Panel Light

Multiplier: 4000K (x 1.04)

## PHOTOMETRIC REPORT

Product #: ERT66130W  
 Wattage/Lumens: 11W/ 711 Lm  
 Luminaire LPW: 65 Lm/W



## CANDLE POWER SUMMARY

Degrees Vertical	0°
0	248
5	247
15	240
25	225
35	201
45	170
55	134
65	95
75	54
85	17
90	3.31

## ILLUMINANCE AT A DISTANCE

Distance to Target Plane	Footcandles Beam Center	Beam Diameter
4'	15.5	11.9'
6'	6.88	17.9'
8'	3.87	23.9'
10'	2.48	29.8'

## ZONAL LUMEN SUMMARY

Zone	Lumens	% Luminaire
0-30°	192.19	27.00
0-40°	314.70	44.30
0-60°	556.20	78.20
0-90°	710.65	100.00



**ELCO Lighting**

# Dimmer Compatibility Chart for The ELM™ System

### For Reference Only

Testing conducted by ELCO Lighting is not a substitute for and does not imply certification by an independent laboratory or any other standards certification. Refer to manufacturer specifications for more detailed information on product certifications and standards. Consult the dimmer manufacturer prior to installation to ensure compatibility.

Manufacturer	Product	Part Number	Number of Fixtures Per Dimmer*			
			Fixture Wattage			
			9W	12W	15W	33W
<b>120V Only</b>						
Lutron	DIVA® Series 600W Single Pole Dimmer	DV-600P	15	11	9	4
	DIVA® Series 600W 3-Way Dimmer	DV-603P	15	11	9	4
	Maestro® Series 150W Single Pole/3-Way/Multi-Location Dimmer	MACL-153M	15	11	9	4
Leviton	Decora SureSlide® Single Pole Slide-To-Off with Optional Locator Light	6631	15	11	9	4
	Decora SureSlide® Single Pole/3-Way with Present ON/OFF switch with Optional Locator Light	6633	15	11	9	4
	Decora SureSlide® Universal Dimmer	6674	15	11	9	4

\*NOTE: Refer to dimmer manufacturer's documentation for installation instructions and circuit details

Disclaimer: Testing conducted by ELCO Lighting is not a substitute for and does not imply certification by an independent laboratory or any other standards certification. Refer to manufacturer specifications for more detailed information on product certifications and standards.