

6" Ultra Slim LED Round Panel Light

This 6" ultra slim panel light designed for quick and easy installation without a housing for both new construction and remodel applications. This IC-rated fixture can be installed indoor or outdoor and delivers a smooth light output of 700 lumens, in 3000K or 4000K.



Features

- IC Airtight for use with direct contact to insulation.
- Designed to fit in plenums as shallow as 2".
- Eliminates the need for housing.
- New Construction application requires mounting plate or frame.
- Remodel applications require no additional accessories.
- Wet Location allows for use indoors or outdoors.
- CA Title 24 and ENERGY STAR Compliant.
- Includes driver and Jbox.

Specifications

Wattage	12W
Lumens	800 lm
Voltage	120V
Color Temp.	4000K
Dimmable	Triac/ELV
Lamp Type	LED
CRI	90+
Wet Location	Listed

Options



White

Nickel

Bronze

Technical Details

Optics: Polycarbonate lens diffuses light evenly throughout space with no LED pixelation.

Construction: IC rated driver and fixture are tested and approved for direct contact with insulation. Aluminum die-cast trim ring with durable powdercoat finish preventing rust and paint cracking. Plenum rated cable connector to connect from module to remote driver box. Isolated driver integrated inside aluminum remote box with two 7/8" knockouts with slots for pryout.

Installation: Designed for super shallow ceiling plenums without any housing. High strength steel spring clip for easy installation. Hole cut out template provided for accurate hole size for proper trim installation. Maximum hole size should not exceed 6 1/4" for this product. Suitable installation for T-grid and drop ceiling applications.

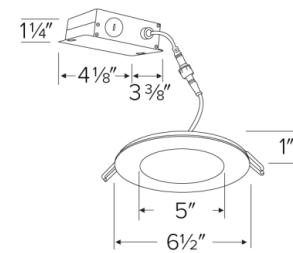
Electrical: Driver connects directly to 120V power supply. Standard input wattage is 12W, 58 lumens per watt. Replaces 70W incandescent.

Dimmability: Works with 120V Triac and ELV type dimmers. Dims down to 10%. For full list of dimmers, refer to the ELM System Dimmer Compatibility List.

Listings: ETL Listed for Wet Locations. Meets ENERGY STAR® requirements. IC-Rated for direct contact with insulation. Air Tight certified in accordance with ASTM E283-2004. California Title 24 compliant (JA8-2016-E)

Warranty: 5-year limited warranty.

Dimensions



Product Number

Item	Lamp type	Lumens	CCT	Watts	Voltage	Dimming	Finish
ERT61140N	LED	800 lm	4000K	12W	120V	Triac/ELV	Nickel

Product Number Builder Example: **ERT61130N**

6" Round Slim Panel 700lm

Color Temp.

Finish

ERT611

- 30** 3000K
- 40** 4000K

- W** All White
- N** Nickel
- BZ** All Bronze

Compatible Products

For use with 6" Elm™ System Slim Panels

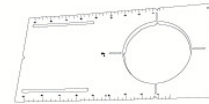


6" Elm™ New Construction Frames



Frame with Hanger Bars
New Construction

CAT NO.	SPECIFICATIONS
E6LF1 (6" Round)	9" L x 6 3/4" W x 6 1/4" Opening



Round Mounting Plates
New Construction

CAT NO.	SPECIFICATIONS
EMP6 (6" Round)	17 1/4" L x 8 3/8" W x 6 1/4" Opening



Universal Frame for 2", 4" and 6" Downlights
New Construction

CAT NO.	SPECIFICATIONS
E246LF1	12 1/8" L x 7 5/8" W

6" Elm™ Accessories



Extension Cords

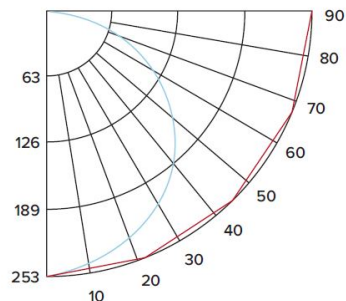
CAT NO.	SPECIFICATIONS
ECNE10	10" Long
ECNE11	10' Ft Long

LED Round Panel Light

Multiplier: 4000K (x 1.04)

PHOTOMETRIC REPORT

Product #: ERT61130W
 Wattage/Lumens: 10.8W/ 737 Lm
 Luminaire LPW: 68 Lm/W



CANDLE POWER SUMMARY

Degrees Vertical	0°
0	252
5	252
15	245
25	230
35	206
45	176
55	140
65	100
75	58
85	20
90	3.39

ILLUMINANCE AT A DISTANCE

Distance to Target Plane	Footcandles Beam Center	Beam Diameter
4'	15.8	12.2'
6'	7.01	18.3'
8'	3.94	24.4'
10'	2.52	30.5'

ZONAL LUMEN SUMMARY

Zone	Lumens	% Luminaire
0-30°	195.93	26.60
0-40°	321.22	43.60
0-60°	570.72	77.40
0-90°	735.33	99.70



ELCO Lighting

Dimmer Compatibility Chart Elm™ System High Lumen LED Downlights

For ERT215, ERT218, ERT318, ERT411, ERT412, ERT416, ERT425
ERT611, ERT612Series, ERT2HL08CT5, ERT2HL10CT5, and ERT4L10CT5

For Reference Only

Testing conducted by ELCO Lighting is not a substitute for and does not imply certification by an independent laboratory or any other standards certification. Refer to manufacturer specifications for more detailed information on product certifications and standards. Consult the dimmer manufacturer prior to installation to ensure compatibility.

Manufacturer	Product	Part Number	Dimmed Light Output Range
Lutron	Ariadni, 120V AC, 60Hz, 150W LED/CFL, 600W Incandescent/Halogen, Single Pole, 3-Way	AYCL-153P	10% - 100%
	Diva, 120V AC, 60Hz, 600W Incandescent/Halogen, Single Pole, 3-Way	DV-600PR	1% - 100%
	Diva, 120V, 60Hz, 150W LED/CFL, 600W Incandescent/Halogen, Single Pole, 3-Way	DVCL-153P	10% - 100%
	Maestro, 120V, 50/60Hz, 150W LED/CFL, 600W Incandescent/Halogen, Single Pole, 3-Way	MACL-153M	10% - 100%
	Nova, 120V AC, 60Hz, 600W Incandescent/Halogen, Single Pole, 3-Way	D-600P	10% - 100%
	Nova, 120V AC, 300W Load Rating, Single Pole, 3-Way, Residential/Commercial Application	NTELV-300P	10% - 100%
	Skylark, Single Pole 600W Incandescent/Halogen, Slide-to-Off Dimmer	S-600P	10% - 100%
	Skylark Contour, 120V, 60Hz, 600W Incandescent/Halogen, Single Pole, 3-Way	CT-600P	1% - 100%
	Skylark, 120V, 60Hz, 150W LED/CFL, 600W Incandescent/Halogen, Single Pole, 3-Way	CTCL-153P	10% - 100%
	Toggler, 120V AC, 60Hz, 600W Incandescent/Halogen, Single Pole, 3-Way	TG-600P	10% - 100%
	Toggler, 120V AC, 60Hz, 150W LED/CFL, 600W Incandescent, Single Pole, 3-Way	TGCL-153P	10% - 100%
Leviton	SureSlide, 120V AC 60Hz, 600W for LED and CFL, 600W for Incandescent, Single Pole, 3-Way, Polycarbonated Housing	6633	10% - 100%
	SureSlide Decora, 120V AC, 60Hz, 150W LED/CFL, 600W Incandescent, Single Pole, 3-Way, Commercial Application	6674	20% - 100%
	Trimatron, 120V AC, 60Hz, 600W Incandescent, Single Pole, 3-Way,	6602	20% - 100%
	ILLUMATECH Universal, 120V AC 60Hz, 150W LED/CFL, 600W Incandescent, Single Pole, 3-Way, Residential/Commercial Application	IPL06	1% - 100%
Legrand	Adorne Kit, 120V, 700W Load Rating, Single Pole, 3-Way	ADTP703TU	20% - 100%
	Harmony, 120V, 700W Incandescent, Single Pole, 3-Way	H703PTW	10% - 100%
Cooper	Aspire, 120V AC, 300W/600W Load Rating, Single Pole, 3-Way, Architectural Application	9540	10% - 100%
	Devine, 120V AC, 300W LED/CFL or 600W Incandescent/Halogen, Single Pole, 3-Way	DAL06P	10% - 100%

*NOTE: Refer to dimmer manufacturer's documentation for installation instructions and circuit details

Disclaimer: Minimum and maximum loads for LEDs and CFLs are given in number of lamps and may vary depending on the lamp being used. Testing conducted by ELCO Lighting is not a substitute for and does not imply certification by an independent laboratory or any other standards certification. Refer to manufacturer specifications for more detailed information on product certifications and standards.

Integrating our lighting with your Smart Home System is a breeze. Simply check your Smart Home system for compatible smart switches and cross reference that with our Dimming Compatibility Chart. Once the switches are integrated with your Smart Home system your lights will be ready to go.



2042 E. Vernon Ave. Vernon CA 90058 Tel 323.231.2600 Fax 323.231.3200 elcolighting.com