

6" Square LED Reflector Insert

ELCO Lighting's inserts are engineered with energy-efficient LED technology that produces even illumination with an incredible 93+ CRI. Designed to be used for New Construction, Remodel, and Retrofit applications, these inserts are rated for a life of 50,000 hours, and meet the Title 24 and Energy Star requirements. Suitable for IC and Non-IC housings manufactured by ELCO or others. The best green choice for simple residential lighting projects.



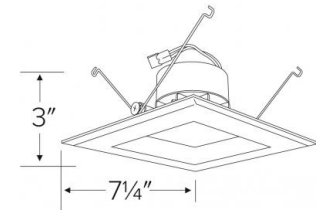
Features

- Fits ELCO 6" Dedicated LED Recessed Housings, Regular and Shallow.
- Includes Medium Base Adapter for retrofitting existing E26 Base housings.
- Soft white lens provides smooth lumen distribution and eliminates LED pixelation.
- Deep set LED trim reduces glare while providing area illumination.
- Die-Cast construction provides lasting durability.
- Rotates +45° for alignment.
- CA Title 24, ENERGY STAR, JA8-2016-E.
- Life Span of 50,000 hours L70.

Specifications

Wattage	16W
Lumens	1200 lm
Voltage	120V
Color Temp.	3000K
Dimmable	Triac/ELV
Lamp Type	LED
CRI	93+
Damp Location	Listed

Dimensions



Technical Details

Optics: Frosted polycarbonate lens diffuses light evenly throughout while reducing glare with LED Array technology.

Construction: For use in IC and non-IC housings. Diecast construction for lasting quality and greater heat dissipation. High quality powder coat finish preventing rust and paint cracking.

Installation: Includes PSA30 medium base adapter for retrofitting existing housings. Quick connect for use with ELCO housings EL770ICA, EL770RICA, EL76FICA, EL760ICA, EL760RICA. PSA30 (Medium Base Socket adapter) allows for use with EL99ICA, EL99RICA, EL99FICA, EL99A, EL99RA. PSA31 (GU10 Socket Adapter, not included) allows for use with EL49ICA, EL49A, EL49RA. PSA35 (GU24 Socket Adapter, not included) allows for use with EL99ICA-G24, EL99RICA-G24. Can be used in IC and non-IC housings.

Electrical: Driver connects to 120V power supply. High Efficiency driver with a power factor > 0.9. Start time of less than .75 seconds.

LED Technology:

- Extremely accurate color rendering with 93+ CRI.
- Lumen Maintenance of 50,000 hours L70 Life based on LM80 standardized test results.
- Superior Thermal Management by utilizing integral heat sink.
- Instant On to Full Brightness.
- No LED pixelation.

Dimmability: Works with 120V Triac and ELV type dimmers. Dims down to 10%. For full list of dimmers refer to the Dimmer Compatibility List.

Listings:

- UL Listed for Wet Location.
- RoHS Compliant.
- ENERGY STAR® Certified.
- California Title 24 JA8-2016-E.

Warranty: ELCO Products are built to last with a 5-year Limited Warranty.

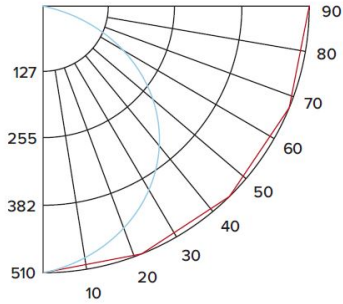
Product Numbers

Item	Lamp type	Lumens	CCT	Watts	Voltage	Dimming	Finish
EL66230W	LED	1200 lm	3000K	16W	120V	Triac/ELV	White

LED Reflector Insert

PHOTOMETRIC REPORT

Product #: EL66230
 Wattage/Lumens: 15.9W/ 1208 Lm
 Luminaire LPW: 76 Lm/W



CANDLE POWER SUMMARY

Degrees Vertical	0°
0	508
5	505
15	483
25	440
35	373
45	293
55	199
65	94
75	24
85	4
90	0

ILLUMINANCE AT A DISTANCE

Distance to Target Plane	Footcandles Beam Center	Beam Diameter
4'	31.8	9.3'
6'	14.1	14.0'
8'	7.94	18.6'
10'	5.08	23.3'

ZONAL LUMEN SUMMARY

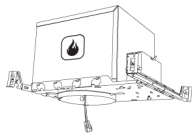
Zone	Lumens	% Luminaire
0-30°	387.60	32.10
0-40°	624.11	51.70
0-60°	1047.68	86.70
0-90°	1207.72	100.00

Compatible Products



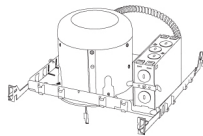
For use with 6" LED Light Engines

6" Dedicated LED ICA Housings



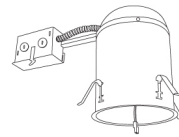
2-Hour Fire Rated
 6" ICA Housing
New Construction

CAT NO.	SPECIFICATIONS
EL76FICA	22W MAX.
EL76FICA-7	22W MAX./277V



6" ICA Housing
New Construction

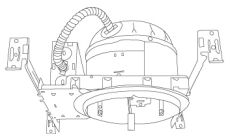
CAT NO.	SPECIFICATIONS
EL770ICA	24W MAX.
EL770ICA-7	24W MAX./277V



6" ICA Housing
Remodel

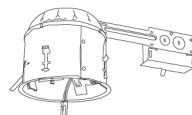
CAT NO.	SPECIFICATIONS
EL770RICA	24W MAX.

6" Shallow Dedicated LED ICA Housings



6" Shallow ICA Housing
New Construction

CAT NO.	SPECIFICATIONS
EL760ICA	17 MAX.
EL760ICA-7	277V



6" Shallow ICA Housing
Remodel

CAT NO.	SPECIFICATIONS
EL760RICA	17 MAX.