

6" Sloped Regressed Eyeball Reflector Trim



Features

- Sloped Reflector with Regressed Eyeball.
- Lamp: 75W MAX. PAR30 or R30 or LED.
- O.D.: 8".

Technical Details

Construction:

- Meticulously manufactured trim with a powder coated or anodized finish.
- Integral gimbal ring holds lamp and allows for 30° internal adjustability while keeping a flush look on the ceiling.

Installation: Clips securely mount trim into the housing and keeps ring flush with ceiling.

Compatible Housings: EL936ICA, EL918ICA, EL918RICA, EL900HT, EL900RT.

Lamp: Compatible with Medium base (E26) PAR type.

Options



Clear w/White Trim



All White

Product Number

Item	Finish
EL619CW	Clear with White Trim

Product Number Builder Example: EL619WW

6" Sloped Reflector with Regressed Eyeball

Finish

EL619

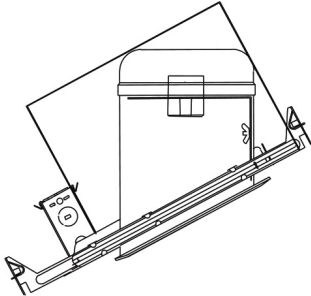
WW All White

CW Clear with White Trim

Compatible Products

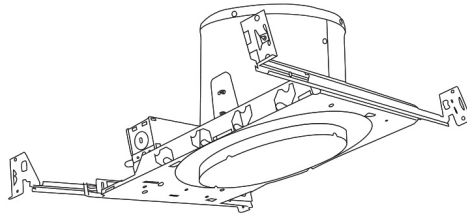
For use with **6" Sloped Trims**

6" E26 Base Sloped Ceiling Housings



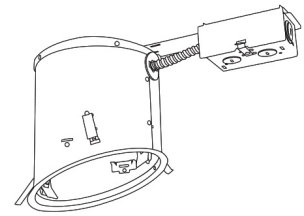
6" E26 Medium Base Sloped Housing
New Construction

CAT NO.	SPECIFICATIONS
EL936ICA	90W Max.



6" E26 Medium Base Sloped Housing
New Construction

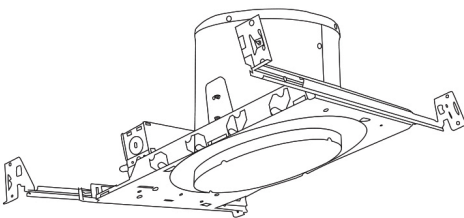
CAT NO.	SPECIFICATIONS
EL918ICA	75W Max.



6" E26 Medium Base Sloped Housing
Remodel

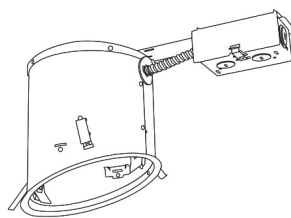
CAT NO.	SPECIFICATIONS
EL918RICA	75W Max.

6" E26 Base Sloped Ceiling Non-IC Housings



6" E26 Medium Base Sloped Housing
Remodel

CAT NO.	SPECIFICATIONS
EL900HT	150W Max.



6" E26 Medium Base Sloped Housing
Remodel

CAT NO.	SPECIFICATIONS
EL900RT	150W Max.