

# 6" Round LED Adjustable Pull-Down Insert

ELCO Lighting's inserts are engineered with energy-efficient LED technology that produces even illumination with an incredible 93+ CRI. Designed to be used for New Construction, Remodel, and Retrofit applications, these inserts are rated for a life of 50,000 hours, and meet the Title 24 and Energy Star requirements. Suitable for IC and Non-IC housings manufactured by ELCO or others.



## Features

- Functions as downlight, wall wash or accent light.
- Great for lighting up artwork and spotlighting.
- Fits ELCO 6" Dedicated LED Recessed Housings.
- Includes Medium Base Adapter for retrofitting existing E26 Base housings.
- Die-Cast construction provides lasting durability.
- Interchangeable lenses available for multiple beam angles 38° installed, 20° and 60° Field Changeable optics sold separately.
- Provides maximum adjustability of 65° tilt, 356° rotation.
- Energy Star Certified.
- Title 24 JA8-2019 Compliant.
- Life Span of 50,000 hours L70.

## Specifications

<b>Beam Angle</b>	60°
<b>CRI</b>	93+
<b>Damp Location</b>	Listed

## Options



White



Black



Bronze

## Technical Details

**Optics:** Frosted polycarbonate lens diffuses light evenly throughout while reducing glare with LED Array technology.

**Construction:** For use in IC and Non-IC housings. Diecast construction for lasting quality and greater heat dissipation. High quality powder coat finish preventing rust and paint cracking.

**Installation:** Includes PSA30 medium base adapter for retrofitting existing housings. Quick connect for use with ELCO housings EL770ICA, EL770RICA, EL76FICA. PSA30 (Medium Base Socket adapter) allows for use with EL99ICA, EL99RICA, EL99FICA, EL99A, EL99RA. PSA31 (GU10 Socket Adapter, not included) allows for use with EL49ICA, EL49A, EL49RA. PSA35 (GU24 Socket Adapter, not included) allows for use with EL99ICA-G24, EL99RICA-G24. Can be used in IC and non-IC housings.

**Electrical:** Driver connects to 120V power supply. High Efficiency driver with a power factor > 0.9. Start time of less than .75 seconds.

### LED Technology:

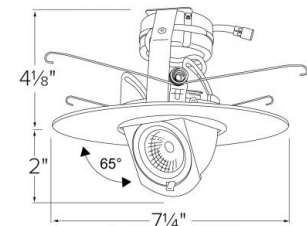
- Extremely accurate color rendering with 93+ CRI.
- Lumen Maintenance of 50,000 hours L70 Life based on LM80 standardized test results.
- Superior Thermal Management by utilizing integral heat sink.
- Instant On to Full Brightness.
- No LED pixelation.

**Dimmability:** Works with 120V Triac and ELV type dimmers . Dims down to 10%. For full list of dimmers refer to the Dimmer Compatibility List.

**Listings:** cUL Listed for Wet Location. RoHS Compliant. ENERGY STAR® Certified. Title 24 JA8-2019 Compliant.

**Warranty:** ELCO Products are built to last with a 5-year Limited Warranty.

## Dimensions



## Product Number

Item	Description	Beam Angle
EP712C	60° Lens	60°

# Product Number Builder Example: EL69727B

ELCO 6" LED Insert

Color Temp.

Finish

**EL697**

**27** 2700K  
**30** 3000K

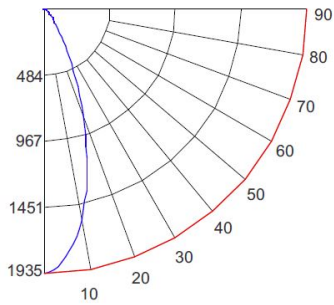
**W** All White  
**B** All Black  
**BZ** All Bronze

## LED Round Adjustable Pull-Down Insert

Multiplier: 2700K (x 0.96)

### PHOTOMETRIC REPORT

Product #: EL69730  
Wattage/Lumens: 13W/ 889 lm  
Luminaire LPW: 68 Lm/W



### CANDLE POWER SUMMARY

Degrees Vertical	0°
0	1935
5	1818
15	1219
25	503
35	145
45	45
55	15
65	7
75	3
85	2
90	1

### ILLUMINANCE AT A DISTANCE

Distance to Target Plane	Footcandles Beam Center	Beam Diameter
4'	121	2.6'
6'	53.7	3.9'
8'	30.2	5.2'
10'	19.3	6.5'

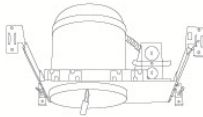
### ZONAL LUMEN SUMMARY

Zone	Lumens	% Luminaire
0-30°	729.06	82.00
0-40°	824.66	92.70
0-60°	876.04	98.50
0-90°	889.16	100.00

# Compatible Products

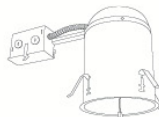
For use with 6" LED inserts

## 6" Dedicated LED ICA Housings



6" IC Housing  
New Construction

CAT NO.	SPECIFICATIONS
EL770ICA	24W MAX.
EL770ICA-7	24W MAX. 277V



6" ICA Housing  
Remodel

CAT NO.	SPECIFICATIONS
EL770RICA	24W MAX.



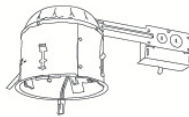
2-Hour Fire Rated 6" ICA Housing  
New Construction

CAT NO.	SPECIFICATIONS
EL76FICA	22W - 7 3/4" Height
EL76FICA-7	22W - 277V



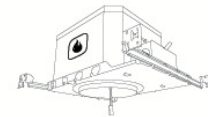
6" Shallow IC Housing  
New Construction

CAT NO.	SPECIFICATIONS
EL760ICA	17W MAX.
EL760ICA-7	17W MAX. 277V



6" Shallow ICA Housing  
Remodel

CAT NO.	SPECIFICATIONS
EL760RICA	17W MAX.



2-Hour Fire Rated  
6" Shallow ICA Housing  
New Construction

CAT NO.	SPECIFICATIONS
EL75FICAS	Shallow. 24W MAX. 6 3/16" Height.

## 6" Accessories



Emergency Battery Backup

CAT NO.	SPECIFICATIONS
KEM-LD5	8W, 120/277V



Fire Cover

CAT NO.	SPECIFICATIONS
FIRECVR	9 3/4" H x 17" O.D.



Fire Enclosure

CAT NO.	SPECIFICATIONS
FIREENCL	20 3/8" L x 14 3/8" W
FIREENCL-S	Shallow, 16" L x 14 3/8" W



Mica Fire Tape

CAT NO.	SPECIFICATIONS
FIRETAPE	3/4" W x 16' L



**ELCO Lighting**

# Dimmer Compatibility Chart

## 5"/6" LED Inserts

For EL551, EL552, EL616, EL661, EL662, and EL697 Series

### For Reference Only

Testing conducted by ELCO Lighting is not a substitute for and does not imply certification by an independent laboratory or any other standards certification. Refer to manufacturer specifications for more detailed information on product certifications and standards. Consult the dimmer manufacturer prior to installation to ensure compatibility.

Manufacturer	Product	Part Number	Dimmed Light Output Range
Lutron	Skylark Contour, 120V AC, 60Hz, 600W Incandescent/Halogen, Single Pole, 3-Way Indoor Application, Residential/Commercial Application	CT-603PG / CT-600PR	10% - 100%
	Diva, 120V AC, 60Hz, 600W Incandescent/Halogen, Single Pole, 3-Way, Residential/Commercial Application	DV-600PR / DV603PG	10% - 100%
	Diva, 120V, 60Hz, 150W LED/CFL, 600W Incandescent/Halogen, Single Pole, 3-Way	DVW-603PGH / DVCL-153P	10% - 100%
	Maestro, 120V, 50/60Hz, 150W LED/CFL, 600W Incandescent/Halogen, Single Pole, 3-Way	MACL-153M / TGCL-153P	10% - 100%
	Skylark, Single Pole 600W Incandescent/Halogen, Slide-to-Off Dimmer	S-600PR / S-2-LH	10% - 100%
Leviton		1A1505 / IC1605	10% - 100%
	SureSlide, 120V AC 60Hz, 600W for LED and CFL, 600W for Incandescent, Single Pole, 3-Way, Polycarbonated Housing	6631 / 6633	10% - 100%
Cooper	Decorator Dimmer, 120V 60Hz, 300W for LED and CFL, 600W for Incandescent, Single Pole, 3-Way, Polycarbonated Housing	DLC03P	10% - 100%

**\*NOTE: Refer to dimmer manufacturer's documentation for installation instructions and circuit details**

Disclaimer: Minimum and maximum loads for LEDs and CFLs are given in number of lamps and may vary depending on the lamp being used. Testing conducted by ELCO Lighting is not a substitute for and does not imply certification by an independent laboratory or any other standards certification. Refer to manufacturer specifications for more detailed information on product certifications and standards.

Integrating our lighting with your Smart Home System is a breeze. Simply check your Smart Home system for compatible smart switches and cross reference that with our Dimming Compatibility Chart. Once the switches are integrated with your Smart Home system your lights will be ready to go.



2042 E. Vernon Ave. Vernon CA 90058 Tel 323.231.2600 Fax 323.231.3200 elcolighting.com