

6" Pex™ Round Adjustable Pinhole with Reflector Trim for Koto Module

Pex™ 6" diecast Round Adjustable Pinhole Reflector Trim. One-piece trims with twist-on system for easy tool-free installation. For use with Koto LED Module.



Features

- 6" Round Reflector
- Convenient twist-on design for ease of installation
- 25° tilt
- Lamp: Koto LED Module
- O.D.: 8"
- Pinhole Diameter: 1 3/4"

Technical Details

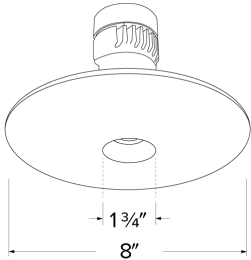
- Construction:** Diecast aluminum with a powder coated finish.
- Installation:** Twist-on design allows for easy mounting onto the Koto™ LED Module. Torsion springs securely mount trim into the housing and keeps ring flush with ceiling.
- Compatible Housing:** Compatible with 6" Koto Housings.
- Lamp:** Koto™ LED Module

Options



All White Black w/White Trim Haze w/White Trim

Dimensions



Product Number

Item	Finish
ELK6427B	Black with White Trim

Product Number Builder Example: ELK6427W

6" Pex™ Round Reflector Trim for Koto Module

Finish

ELK6427

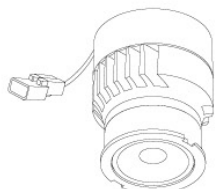
- W** All White
- B** Black with White Trim
- H** Haze with White Trim

Compatible Products

For use with 6" Koto™ Twist-On Trims



Koto™ LED Module



Koto™ LED Module
ELK07, ELK09, & ELK11

PRODUCT NUMBER BUILDER

Koto™ LED Module	Lumens	Color Temperature	Beam Angle
ELK			
07	750 lm	27 2700K	(blank) 38° lens (Standard)
09	950 lm	30 3000K	-S 18° lens
11	1150 lm	35 3500K	-N 25° lens
		40 4000K	-W 60° lens
		SD Sunset Dimming (For ELK09 & ELK11)	-FC 18° - 50° Adjustable (ELK07 Only)

ACCESSORIES



Lens

EP731C 18° Lens
EP732C 25° Lens
EP733C 38° Lens
EP734C 60° Lens
*EP732C, EP733C, EP734C
Included with standard module

Snoot

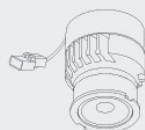
L50W White
L50B Black



Secondary Optics

L45 Hex Louver
L46 Linear Lens
L47 Spread Louver
L49 Frosted Lens
L51 Color Shifter
L57 White Hex Louver
L52 Blue Lens
L53 Pink Shifter

*Standard module includes 38° installed
with 25° & 60° field changeable lenses.

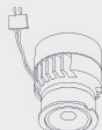


**Koto™ LED Module
with 5-CCT Switch**



Product Number

ELK08CT5 825 lm, 5-CCT, 120V
ELK10CT5 1000 lm, 5-CCT, 120V



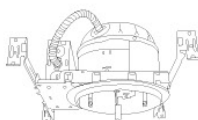
**12V AC Retrofit
Koto™ LED Module**

For retrofitting 4" Bi-Pin
12V AC GU5.3 Housings

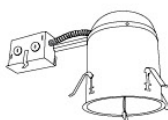
Product Number

ELK0827-12 800 lm, 2700K, 12V AC
ELK0830-12 800 lm, 3000K, 12V AC
ELK08SD-12 800 lm, Sunset, 12V AC

6" Koto™ Dedicated LED ICA Housings



6" Standard ICA Housing
New Construction



6" Standard Remodel ICA Housing
Remodel



6" 2-Hour Fire Rated ICA Housing
New Construction

CAT NO.	SPECIFICATIONS
EL770ICA	7" Height
EL760ICA	5 1/2" Height, Shallow

CAT NO.	SPECIFICATIONS
EL770RICA	7 1/2" Height
EL760RICA	5 1/2" Height, Shallow

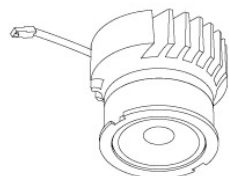
CAT NO.	SPECIFICATIONS
EL76FICA	7 3/4" Height - Sound Rated
EL75FICAS	6 3/16" Height, Shallow

Compatible Products

For use with 6" Koto™ Twist-On Trims



Koto™ Architectural LED Light Engine



Koto™ LED Light Engine
ELK19 - ELK21

PRODUCT NUMBER BUILDER				
Koto™ LED Light Engine	Lumens	Color Temperature	Beam Angle	
ELK				
19	750 - 850 lm	27D 2700K	(blank)	38° lens (Standard)
21	1100 - 1500 lm	30D 3000K	-S	18° lens
		35D 3500K	-N	25° lens
		40D 4000K	-W	60° lens
		SD Sunset Dimming (ELK19 Only)	-FC	18° - 50° Adjustable (ELK21 Only)

**Standard module includes 38° installed with 25° & 60° field changeable lenses.*

ACCESSORIES



Lens

EP731C 18° Lens
EP732C 25° Lens
EP733C 38° Lens
EP734C 60° Lens
**EP732C, EP733C, EP734C
Included with standard module*



Snoot

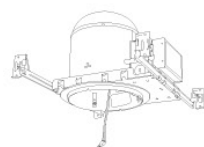
L50W White
L50B Black



Secondary Optics

L45 Hex Louver
L46 Linear Lens
L47 Spread Louver
L49 Frosted Lens
L51 Color Shifter
L57 White Hex Louver
L52 Blue Lens
L53 Pink Shifter

6" Koto™ Dedicated LED ICA Housings



6" Koto™ Maximum Adjustability ICA Housing
850 lm (14.7W) w/ELK19 Series Module
1100 lm (14.7W) w/ELK21 Series Module
New Construction

CAT NO.	SPECIFICATIONS
E6LK37ICA	7 ½" Height, Triac/ELV, 120V
E6LK38ICAD	7 ½" Height, 0-10V/Triac/ELV, 120/277V



6" Maximum Adjustability High Lumen ICA Housing
Use with ELK21 Series Module
Not for use with ELK19 Series Module
Double Wall

CAT NO.	SPECIFICATIONS
E6LK43ICA	7 ¼" Height, 120V, Triac/ELV, 1250 lm
E6LK44ICAD	7 ¼" Height, 120/277V, 0-10V/Triac/ELV, 1250 lm
E6LK56ICA	7 ¼" Height, 120V, Triac/ELV, 1500 lm
E6LK57ICAD	7 ¼" Height, 120/277V, 0-10V/Triac/ELV, 1500 lm