


6" 0-10V Shallow New Construction Dedicated LED Housing



Features

- Wired for 0-10V Dimming
- Airtight rated
- 120/277V Input
- Meets restricted air flow requirements (per ASTM E-283)
- Shallow for Non-IC Application

Specifications

| | |
|------------------|-----------------|
| Wattage | 24W MAXW |
| Voltage | 120/277V |
| Dimmable | 0-10V/Triac/ELV |
| Lamp Type | LED |

Options



Emergency Backup

Technical Details

Construction: Shallow Single Wall IC Rated for direct contact with insulation, for use in IC or Non-IC conditions. Housing adjusts in frame to accommodate up to 1 1/4" ceiling thickness. Airtight housing with gasket to restrict airflow in accordance with ASTM E-283 air-tight requirements. Steel housing for greater heat dissipation. Stamped galvanized steel frame.

Installation: Designed for ceiling plenums where 2x6 joists or taller joists are used. High strength hanger bars can easily be nailed to joists. Maximum hole cutout is 6 1/4". Suitable for T-grid and drop ceiling applications. See installation sheet for detailed information.

Junction Box: Positioned to accommodate straight conduit runs. Seven 1/2" trade size conduit knockouts, four 3/4" knockouts. Pry-out knockout slots. 4 Romex pryouts with strain relief.

Hanger Bars: Pre-installed hanger bars with TrueNail facilitate easy installation in regular lumber, engineered lumber, and laminated beams. Integral T-bar slots for easy installation in T-bars. Spans up to 24" and can be repositioned 90°. Score lines allow for tool-free hanger bar size reduction. Integral leveling flange allows for single-person installation while aligning the housings with the joists.

Electrical: Input Voltage: 120/277V. Inherently protected.

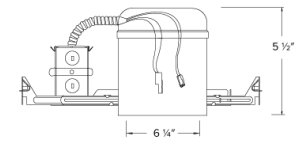
Trims: Compatible with ELCO 6" 0-10V LED Inserts and 0-10V Koto™ Module.

Dimmability: Dimmability based on insert used.

Listings: cUL Listed for Damp Location. cUL Listed for Wet Location with select trims. cUL Listed for Feed Through. cUL Listed for Direct Contact with Insulation and Combustible Material. Airtight per ASTM E-283. JA8-2016-E Title 24 Compliant.

Warranty: ELCO Lighting warrants products will be free from defects in materials and workmanship for a period of 5 years.

Dimensions



Product Numbers

| Item | Description | Lamp type | Watts | Voltage | Dimming |
|-----------------------|------------------|-----------|---------|----------|-----------------|
| EL760ICDXA | | LED | 24W MAX | 120/277V | 0-10V/Triac/ELV |
| EL760ICDXA-EM5 | Emergency Backup | LED | 24W MAX | 120/277V | 0-10V/Triac/ELV |

Compatible Products

For use with Dedicated 6" IC LED Housings



6" Ply™ 0-10V Dimmable, 120/277V LED Inserts



Round Insert

EL695

Finishes:

(DW, DHW, DCW)

| PRODUCT NUMBER BUILDER | | | |
|-------------------------|-------------------|-----------------|--------------------------------|
| 6" 120/277V LED Inserts | Color Temperature | | Finish |
| EL695 | | | |
| | 30 | 3000K (1350 lm) | DW All White |
| | 35 | 3500K (1425 lm) | DHW Haze w/White Ring |
| | 40 | 4000K (1500 lm) | DCW Chrome w/White Ring |

6" Ply™ 0-10V Dimmable, 120/277V Adjustable LED Inserts



Round Adjustable Pull Down

EL697

Finishes:

(DXW, DXB, DXBZ, DXN)

ACCESSORIES



Interchangeable Lens
(For EL697 Series only)

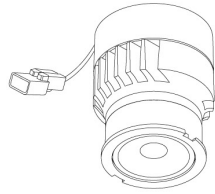
EP710C 20° Beam
EP712C 60° Beam

| PRODUCT NUMBER BUILDER | | | |
|------------------------------------|----------------------------|---------------------------|------------------------|
| 6" 120/277V Adjustable LED Inserts | Style | Color Temperature | Finish |
| EL6 | | | |
| | 97 Round Adjustable | 27D 2700K (850 lm) | DXW All White |
| | | 30D 3000K (900 lm) | DXB All Black |
| | | | DXBZ All Bronze |
| | | | DXBN All Nickel |

Compatible Products

For use with Dedicated 6" 0-10V Koto ICAD LED Housings

0-10V Koto™ LED Module



0-10V Koto™
LED Module
ELK10DX

| PRODUCT NUMBER BUILDER | | | | |
|------------------------|------------|-------------|-------------------|-----------------------------|
| 0-10V Koto™ LED Module | Lumens | Voltage | Color Temperature | Beam Angle |
| ELK | | | | |
| | 10 1000 lm | DX 120/277V | 27 2700K | (blank) 38° lens (Standard) |
| | | | 30 3000K | -S 18° lens |
| | | | 35 3500K | -N 25° lens |
| | | | 40 4000K | -W 60° lens |
| | | | SD Sunset Dimming | |

ACCESSORIES



Lens

- EP731C 18° Lens
 - EP732C 25° Lens
 - EP733C 38° Lens
 - EP734C 60° Lens
- *EP732C, EP733C, EP734C Included



Snoot

- L50W White
- L50B Black



Secondary Optics

- L45 Hex Louver
- L46 Linear Lens
- L47 Spread Louver
- L49 Frosted Lens
- L51 Color Shifter

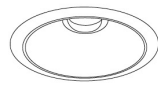
6" Twist-On Trims



Round Deep Reflector

ELK6418

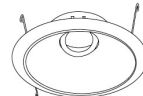
Finishes:
(W, BB, BZ, H)



Round Reflector

ELK610

Finishes:
(WW, BB, BZBZ, BW, CC, CW, CN, HW)



Adj. Round Reflector

ELK629

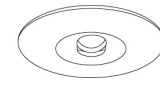
Finishes:
(WW, BB, BZBZ, BW, CW, HW)



Adj. Round Baffle

ELK693

Finishes:
(WW, BB, BZBZ, BW)

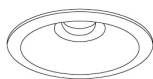


Adj. Slot Aperture

ELK6420

Finishes:
(W)

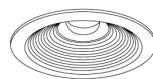
6" Unique™ Twist-On Trims



Round Reflector

ELK6710

Finishes:
(W, B, BZ)



Round Baffle

ELK6713

Finishes:
(W, BZ)

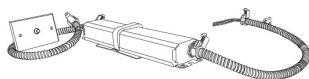


Round Wall Wash

ELK6715

Finishes:
(W, BZ)

6" Accessories



Emergency Battery Backup

CAT NO. SPECIFICATIONS

KEM-LD5 8W, 120/277V

* Requires access from above



Fire Cover

CAT NO. SPECIFICATIONS

FIRECVR 9 3/4" H x 17" O.D.



Fire Enclosure

CAT NO. SPECIFICATIONS

FIREENCL 20 3/8" L x 14 3/8" W

FIREENCL-S Shallow, 16" L x 14 3/8" W



Mica Fire Tape

CAT NO. SPECIFICATIONS

FIRETAPE 3/4" W x 16' L