

# 6" 0-10V New Construction 2-Hour Fire Rated Dedicated LED Housings



6" 0-10V 2-Hour fire rated new construction LED housing. Compatible with 6" 0-10V LED inserts and 0-10V Koto™ Module.

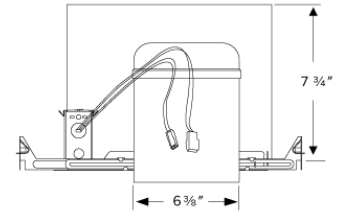
## Features

- Wired for 0-10V Dimming
- Single Wall IC Airtight rated for direct contact with insulation
- 120/277V Input
- Meets restricted air flow requirements (per ASTM E-283)
- cUL listed for direct contact with insulation
- cUL listed for wet locations with wet location inserts
- cUL listed for feed through
- CA Title 24 compliant

## Specifications

<b>Wattage</b>	24W
<b>Voltage</b>	120/277V
<b>Dimmable</b>	0-10V/Triac/ELV
<b>Wet Location</b>	Listed

## Dimensions



## Technical Details

### Construction:

- Double wall IC rated for direct contact with insulation. For use in IC and non-IC conditions.
- Housing adjusts in frame to accommodate up to 1 1/2" ceiling thickness.
- Airtight housing with gasket to restrict airflow in accordance with ASTM E-283 air-tight requirements.

### Installation:

- Designed for ceiling plenums where 2x8 joists or taller are used.
- High strength hanger bars can easily be nailed to joists.
- Suitable for T-grid and drop ceiling applications.
- See installation sheet for detailed information.

**Junction Box:** Positioned to accommodate straight conduit runs. Two 3/4" knockouts, Seven 1/2" trade size conduit knockouts, One 3/8" knockout. Four Pry-out knockout slots for easy romex installation.

**Hanger Bars:** Pre Installed hanger bars with True Nail easy installation in regular lumber, engineered lumber, and Laminated Beams. Integral T-bar slots for easy installation in T-Bars. Spans up 24" and can be repositioned 90°. Score lines allow for tool-free hanger bar size reduction. Integral leveling flange allows for single-person installation while easily aligning the housings with the joists.

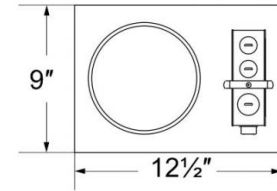
**Electrical:** High Efficiency driver with a power factor > 0.9.

**Emergency Battery Pack:** Optional 90 minute battery pack available with test indicator switch. Note that double wall housings require Access From Above Ceiling for Battery Maintenance.

**Lamp:** Designed for use with ELCO 6" 0-10V LED inserts.

**Listings:** cUL Listed for Damp Location and for Wet Location with select trims. cUL Listed for Direct Contact with Insulation and Combustible Material. cUL Listed for Feed Through.

## Top View



## Product Number

Item	Watts	Voltage	Dimming
EL76FICDXA	24W	120/277V	0-10V/Triac/ELV

# Compatible Products



For use with Dedicated 6" IC LED Housings

## 6" Ply™ 0-10V Dimmable, 120/277V LED Inserts



Round Insert

**EL695**

Finishes:

(DW, DHW, DCW)

### PRODUCT NUMBER BUILDER

6" 120/277V LED Inserts	Color Temperature	Finish
<b>EL695</b>		
	<b>30</b> 3000K (1350 lm) <b>35</b> 3500K (1425 lm) <b>40</b> 4000K (1500 lm)	<b>DW</b> All White <b>DHW</b> Haze w/White Ring <b>DCW</b> Chrome w/White Ring

## 6" Ply™ 0-10V Dimmable, 120/277V Adjustable LED Inserts



Round Adjustable Pull Down

**EL697**

Finishes:

(DXW, DXB, DXBZ, DXN)

### ACCESSORIES



Interchangeable Lens  
(For EL697 Series only)

**EP710C** 20° Beam  
**EP712C** 60° Beam

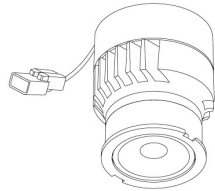
### PRODUCT NUMBER BUILDER

6" 120/277V Adjustable LED Inserts	Style	Color Temperature	Finish
<b>EL6</b>			
	<b>97</b> Round Adjustable	<b>27D</b> 2700K (850 lm) <b>30D</b> 3000K (900 lm)	<b>DXW</b> All White <b>DXB</b> All Black <b>DXBZ</b> All Bronze <b>DXBN</b> All Nickel

# Compatible Products

For use with Dedicated 6" 0-10V Koto ICAD LED Housings

## 0-10V Koto™ LED Module



**0-10V Koto™  
LED Module  
ELK10DX**

PRODUCT NUMBER BUILDER				
0-10V Koto™ LED Module	Lumens	Voltage	Color Temperature	Beam Angle
ELK				
	10 1000 lm	DX 120/277V	27 2700K	(blank) 38° lens (Standard)
			30 3000K	-S 18° lens
			35 3500K	-N 25° lens
			40 4000K	-W 60° lens
			SD Sunset Dimming	

### ACCESSORIES



#### Lens

- EP731C** 18° Lens
  - EP732C** 25° Lens
  - EP733C** 38° Lens
  - EP734C** 60° Lens
- \*EP732C, EP733C, EP734C Included



#### Snoot

- L50W** White
- L50B** Black



#### Secondary Optics

- L45** Hex Louver
- L46** Linear Lens
- L47** Spread Louver
- L49** Frosted Lens
- L51** Color Shifter

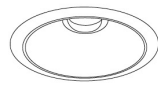
## 6" Twist-On Trims



**Round Deep Reflector**

**ELK6418**

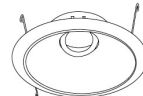
Finishes:  
(W, BB, BZ, H)



**Round Reflector**

**ELK610**

Finishes:  
(WW, BB, BZBZ, BW, CC, CW, CN, HW)



**Adj. Round Reflector**

**ELK629**

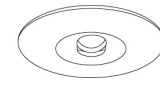
Finishes:  
(WW, BB, BZBZ, BW, CW, HW)



**Adj. Round Baffle**

**ELK693**

Finishes:  
(WW, BB, BZBZ, BW)



**Adj. Slot Aperture**

**ELK6420**

Finishes:  
(W)

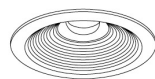
## 6" Unique™ Twist-On Trims



**Round Reflector**

**ELK6710**

Finishes:  
(W, B, BZ)



**Round Baffle**

**ELK6713**

Finishes:  
(W, BZ)

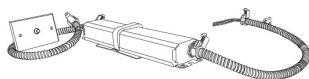


**Round Wall Wash**

**ELK6715**

Finishes:  
(W, BZ)

## 6" Accessories



**Emergency Battery Backup**

**CAT NO. SPECIFICATIONS**

KEM-LD5 8W, 120/277V

\* Requires access from above



**Fire Cover**

**CAT NO. SPECIFICATIONS**

FIRECVR 9 3/4" H x 17" O.D.



**Fire Enclosure**

**CAT NO. SPECIFICATIONS**

FIREENCL 20 3/8" L x 14 3/8" W

FIREENCL-S Shallow, 16" L x 14 3/8" W



**Mica Fire Tape**

**CAT NO. SPECIFICATIONS**

FIRETAPE 3/4" W x 16' L