

# 5" Sloped Ceiling LED Reflector Inserts

Sloped Ceiling LED inserts feature an integral gimbal for  $\pm 25^\circ$  adjustability. Compatible with most incandescent and electronic low voltage dimmers.



## Features

- 5" Sloped Ceiling LED Inserts feature an integral gimbal for  $\pm 25^\circ$  tilt adjustability.
- Compatible with most incandescent and electronic low voltage dimmers.
- ENERGY STAR® Certified. California Title 24 (JA8-2016-E).
- Life Span: 50,000 hours L70.

## Specifications

<b>Wattage</b>	15W
<b>Lumens</b>	1050 lm
<b>Voltage</b>	120V
<b>Color Temp.</b>	2700K
<b>Dimmable</b>	Triac/ELV
<b>Lamp Type</b>	LED
<b>CRI</b>	90+
<b>Damp Location</b>	Listed

## Options



White



Clear/White Ring



Black/White Trim

## Technical Details

**Optics:** LED light engine has frosted polycarbonate lens with reflector to diffuse light evenly while reducing glare.

**Construction:** Deep reflector trim with torsion springs to be held into the housing. High quality powder coat finish preventing rust and paint cracking on metal parts. Integral gimbal allows for  $25^\circ$  adjustability to match slope.

**Installation:** Designed to install into ELCO 5" Sloped ceiling housing with torsion springs brackets. For retrofitting other manufacturers sloped ceiling cans always test the product to ensure proper fit and function.

### Electrical:

- Driver connects to 120VAC power supply.
- High efficiency, high power factor > 0.9 driver.
- Ambient operating temperature  $-40^\circ\text{F}$  ( $-40^\circ\text{C}$ ) to  $104^\circ\text{F}$  ( $40^\circ\text{C}$ ).

### LED Technology:

- Accurate color rendering with 90+ CRI.
- Lumen Maintenance of 50,000 hours L70 Life based on LM80 standardized test results.
- Superior Thermal Management by utilizing aluminum diecast heat sink.

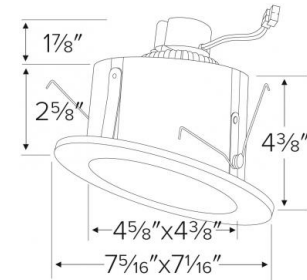
### Dimmability:

- Dimmable with most standard TRIAC and ELV type dimmers.
- Dimming range of 100% down to 10%. Dimming range may vary depending on dimmer model.
- For full list of dimmers refer to the Dimmer Compatibility List.

**Listings:** UL Listed for Damp Location. ENERGY STAR® Certified. California Title 24 (JA8-2016-E).

**Warranty:** ELCO Products are built to last. 5-year Limited warranty.

## Dimensions



## Product Number

Item	Lamp type	Lumens	CCT	Watts	Voltage	Dimming	Finish
EL51227C	LED	1050 lm	2700K	15W	120V	Triac/ELV	Clear with White Trim

# Product Number Builder Example: EL512CT5W

ELCO 5" Reflector Insert

Color Temp.

Finish

**EL512**

- 27** 2700K
- 30** 3000K
- CT5** 2700K - 5000K

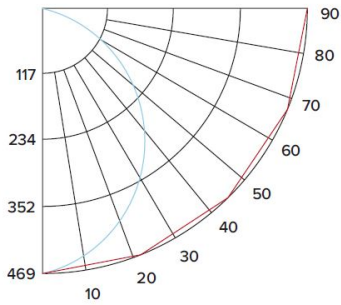
- W** All White
- B** Black with White Trim
- C** Clear with White Trim

## Sloped LED Reflector Insert

Multiplier: 2700K (x 0.96)

### PHOTOMETRIC REPORT

Product #: EL51230  
 Wattage/Lumens: 14.7W/ 1108 Lm  
 Luminaire LPW: 75 Lm/W



### CANDLE POWER SUMMARY

Degrees Vertical	0°
0	469
5	467
15	451
25	420
35	366
45	281
55	176
65	87
75	36
85	9
90	1.6

### ILLUMINANCE AT A DISTANCE

Distance to Target Plane	Footcandles Beam Center	Beam Diameter
4'	29.3	9.4'
6'	13.0	14.1'
8'	7.33	18.8'
10'	4.69	23.5'

### ZONAL LUMEN SUMMARY

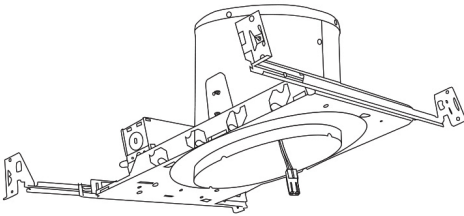
Zone	Lumens	% Luminaire
0-30°	365.43	33.00
0-40°	593.56	53.50
0-60°	967.13	87.20
0-90°	1104.15	99.60

# Compatible Products

For use with 5" LED Sloped Inserts

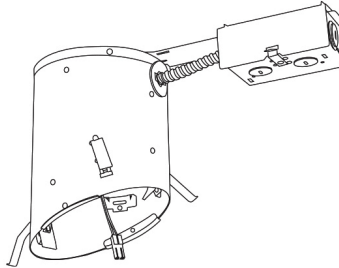
---

## 5" Dedicated LED Sloped Ceiling IC Housings



5" Dedicated LED Sloped Housing  
**New Construction**

CAT NO.	SPECIFICATIONS
EL590ICA	24W Max.

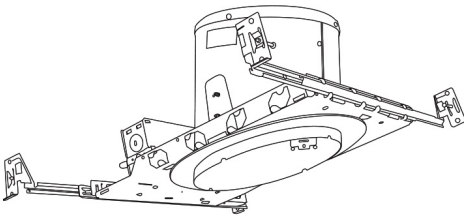


5" Dedicated LED Sloped Housing  
**Remodel**

CAT NO.	SPECIFICATIONS
EL590RICA	24W Max.

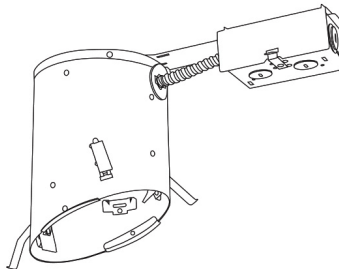
---

## 5" E26 Base Sloped Ceiling Housings



5" E26 Medium Base Sloped Housing  
**New Construction**

CAT NO.	SPECIFICATIONS
EL518ICA	75W Max.



5" E26 Medium Base Sloped Housing  
**Remodel**

CAT NO.	SPECIFICATIONS
EL518RICA	75W Max.



**PSA30**  
Medium base to Ideal terminal connector



**ELCO Lighting**

# Dimmer Compatibility Chart

## 4" / 5" / 6" Sloped Ceiling LED Inserts

For EL423CT5, EL425CT5, EL511CT5, EL512CT5, EL715CT5, and EL716CT5

### For Reference Only

Testing conducted by ELCO Lighting is not a substitute for and does not imply certification by an independent laboratory or any other standards certification. Refer to manufacturer specifications for more detailed information on product certifications and standards. Consult the dimmer manufacturer prior to installation to ensure compatibility.

Manufacturer	Product	Part Number	Dimmed Light Output Range
Lutron	Skylark Contour, 120V AC, 60Hz, 600W Incandescent/Halogen, Single Pole, 3-Way Indoor Application, Residential/Commercial Application	CT-603PG / CT-600PR	10% - 100%
	Diva, 120V AC, 60Hz, 600W Incandescent/Halogen, Single Pole, 3-Way, Residential/Commercial Application	DV-600PR / DV603PG	10% - 100%
	Diva, 120V, 60Hz, 150W LED/CFL, 600W Incandescent/Halogen, Single Pole, 3-Way	DVW-603PGH / DVCL-153P	10% - 100%
	Maestro, 120V, 50/60Hz, 150W LED/CFL, 600W Incandescent/Halogen, Single Pole, 3-Way	MACL-153M / TGCL-153P	10% - 100%
	Skylark, Single Pole 600W Incandescent/Halogen, Slide-to-Off Dimmer	S-600PR / S-2-LH	10% - 100%
Leviton		1A1505 / IC1605	10% - 100%
	SureSlide, 120V AC 60Hz, 600W for LED and CFL, 600W for Incandescent, Single Pole, 3-Way, Polycarbonated Housing	6631 / 6633	10% - 100%
Cooper	Decorator Dimmer, 120V 60Hz, 300W for LED and CFL, 600W for Incandescent, Single Pole, 3-Way, Polycarbonated Housing	DLC03P	10% - 100%

**\*NOTE: Refer to dimmer manufacturer's documentation for installation instructions and circuit details**

Disclaimer: Minimum and maximum loads for LEDs and CFLs are given in number of lamps and may vary depending on the lamp being used. Testing conducted by ELCO Lighting is not a substitute for and does not imply certification by an independent laboratory or any other standards certification. Refer to manufacturer specifications for more detailed information on product certifications and standards.

Integrating our lighting with your Smart Home System is a breeze. Simply check your Smart Home system for compatible smart switches and cross reference that with our Dimming Compatibility Chart. Once the switches are integrated with your Smart Home system your lights will be ready to go.



2042 E. Vernon Ave. Vernon CA 90058 Tel 323.231.2600 Fax 323.231.3200 [elcolighting.com](http://elcolighting.com)