

5" Pull Down LED Light Engine



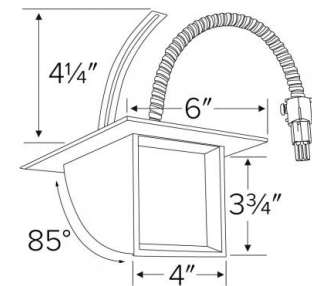
Features

- Frosted Lens provides smooth lumen distribution and eliminates LED pixilation.
- ENERGY STAR® Certified. California Title 24 (JA8-2016).
- Life Span of 50,000 Hours L70.
- Deep set LED reduces glare while providing area illumination.
- Compatible with ELCO Maple™ system frame.

Specifications

Wattage	26W
Lumens	2000 lm
Color Temp.	3000K - 4000K
Lamp Type	LED
CRI	93+
Damp Location	Listed

Dimensions



Technical Details

Optics: Polycarbonate diffuser with internal reflector create a uniform light distribution with minimal glare.

Construction: IC Rated for Direct Contact with Insulation in E5SQLFU20 Housing. Diecast aluminum heatsink for greater heat dissipation. High quality powder coat finish preventing rust and paint cracking. Adjustable pull down to 85°.

Electrical: 2000 lumen uses 26W.

LED Technology:

- Extremely accurate color rendering with 93+ CRI.
- Efficacy of 77 lumens per watt.
- Lumen Maintenance of 50,000 hours L70 Life based on LM80 standardized test results.
- Superior Thermal Management by utilizing aluminum heat sink.

Dimmability:

- Flicker-Free Dimming.
- E5SQLFU20 works with 0-10V dimmers with 2000 Lumen Light Engine.
- Smoothly dims down to 10%. (Dimming range may vary depending on dimmer model).
- For full list of dimmers refer to the Dimmer Compatibility List.

Listings: UL/cUL Listed for Damp Location. UL Listed for Direct Contact with Insulation and Combustible Material. ENERGY STAR® Certified. California Title 24 (JA8-2016). Certified under ASTM-E283 for Air Tight Construction.

Warranty: ELCO Products are built to last. 5-year Limited warranty.

Product Numbers

Item	Lamp type	Lumens	CCT	Watts	Finish
E521L2030W	LED	2000 lm	3000K	26W	All White
E521L2040W	LED	2000 lm	4000K	26W	All White

Product Number Builder Example: **E521L2030W**

ELCO 5" Square LED Light Engine

Color Temp.

White

E521L20

30 3000K
40 4000K

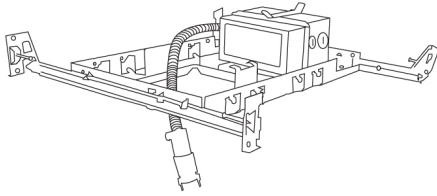
W

Compatible Products

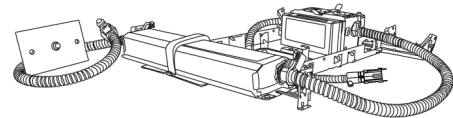


For use with **5" Maple™ LED Square Light Engines**

5" Maple™ IC Shallow Frame with Driver



IC Shallow Frame
Plaster Frame



Optional:
Emergency Battery Backup

CAT NO.	SPECIFICATIONS
E5SQLFU11	1100 lm
E5SQLFU20	2000 lm

CAT NO.	SPECIFICATIONS
E5SQLFU11EM1	1100 lm (Up to 750 lm Emergency Output)
E5SQLFU11EM2	1100 lm (Up to 1100 lm Emergency Output)
E5SQLFU20EM1	2000 lm (Up to 750 lm Emergency Output)
E5SQLFU20EM2	2000 lm (Up to 1100 lm Emergency Output)



ELCO Lighting

Dimmer Compatibility Chart

5" Maple System LED Light Engines

For E520L, E521L, E523L, and E524L Series

For Reference Only

Testing conducted by ELCO Lighting is not a substitute for and does not imply certification by an independent laboratory or any other standards certification. Refer to manufacturer specifications for more detailed information on product certifications and standards. Consult the dimmer manufacturer prior to installation to ensure compatibility.

Manufacturer	Product	Part Number	Dimmed Light Output Range
Lutron	Skylark Contour, 120V AC, 60Hz, 600W Incandescent/Halogen, Single Pole, 3-Way Indoor Application, Residential/Commercial Application	CT-603PG / CT-600PR	10% - 100%
	Diva, 120V AC, 60Hz, 600W Incandescent/Halogen, Single Pole, 3-Way, Residential/Commercial Application	DV-600PR / DV603PG	10% - 100%
	Diva, 120V, 60Hz, 150W LED/CFL, 600W Incandescent/Halogen, Single Pole, 3-Way	DVW-603PGH / DVCL-153P	10% - 100%
	Maestro, 120V, 50/60Hz, 150W LED/CFL, 600W Incandescent/Halogen, Single Pole, 3-Way	MACL-153M / TGCL-153P	10% - 100%
	Skylark, Single Pole 600W Incandescent/Halogen, Slide-to-Off Dimmer	S-600PR / S-2-LH	10% - 100%
Leviton		1A1505 / IC1605	10% - 100%
	SureSlide, 120V AC 60Hz, 600W for LED and CFL, 600W for Incandescent, Single Pole, 3-Way, Polycarbonated Housing	6631 / 6633	10% - 100%
Cooper	Decorator Dimmer, 120V 60Hz, 300W for LED and CFL, 600W for Incandescent, Single Pole, 3-Way, Polycarbonated Housing	DLC03P	10% - 100%

***NOTE: Refer to dimmer manufacturer's documentation for installation instructions and circuit details**

Disclaimer: Minimum and maximum loads for LEDs and CFLs are given in number of lamps and may vary depending on the lamp being used. Testing conducted by ELCO Lighting is not a substitute for and does not imply certification by an independent laboratory or any other standards certification. Refer to manufacturer specifications for more detailed information on product certifications and standards.

Integrating our lighting with your Smart Home System is a breeze. Simply check your Smart Home system for compatible smart switches and cross reference that with our Dimming Compatibility Chart. Once the switches are integrated with your Smart Home system your lights will be ready to go.



2042 E. Vernon Ave. Vernon CA 90058 Tel 323.231.2600 Fax 323.231.3200 elcolighting.com