


5" New Construction 2-Hour Fire Rated IC Housing

5" 2-hour fire rated new construction LED housing with quick connect.



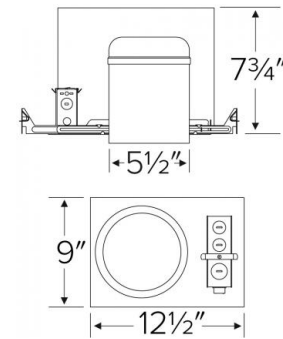
Features

- Double Wall New Construction IC Housing.
- cUL Listed for 2-Hour Fire Resistance to meet and exceed strict fire safety codes.
- Integrated Non-combustible insulation acts as a sound barrier minimizing sound transfer between floors.
- Meets Title 24 requirements. ENERGY STAR® Certified.
- STC/IIIC Sound Rated
- Trims and inserts sold separately.

Specifications

Wattage	22W
Voltage	120V or 277V
Damp Location	Listed

Dimensions



Technical Details

Construction:

- Double wall IC rated for direct contact with insulation. For use in IC and non-IC conditions.
- Housing adjusts in frame to accommodate up to 1 1/2" ceiling thickness.
- Airtight housing with gasket to restrict airflow in accordance with ASTM E-283 air-tight requirements.
- For use with ceiling constructions: L505, L511, L536, L538, L541, L556, L577, M500, M510, M521, and M543.

Installation:

- Designed for ceiling plenums where 2x8 joists or taller are used.
- High strength hanger bars can easily be nailed to joists.
- Suitable for T-grid and drop ceiling applications.
- See installation sheet for detailed information.

Junction Box: Positioned to accommodate straight conduit runs. Two 3/4" knockouts, Seven 1/2" trade size conduit knockouts, One 3/8" knockout. Four Pry-out knockout slots for easy romex installation.

Hanger Bars: Pre Installed hanger bars with True Nail easy installation in regular lumber, engineered lumber, and Laminated Beams. Integral T-bar slots for easy installation in T-Bars. Spans up 24" and can be repositioned 90°. Score lines allow for tool-free hanger bar size reduction. Integral leveling flange allows for single-person installation while easily aligning the housings with the joists.

Electrical:

- Driver is rated for 120V and 277V input (120/277V).
- Inherently protected.

Emergency Battery Pack: Optional 90 minute battery pack available with test indicator switch. Note that double wall housings require Access From Above Ceiling for Battery Maintenance.

Listings: cUL Listed for Damp Location and for Wet Location with select trims. cUL Listed for Direct Contact with Insulation and Combustible Material. cUL Listed for Feed Through. Sound rated.

Product Numbers

Item	Description	Watts	Voltage
EL56FICA		22W	120V
EL56FICA-7	with Step-down Transformer	22W	277V

Compatible Products

For use with Dedicated 5" Dedicated IC LED Housings

5" LED Inserts



Round Reflector

CAT NO.	SPECIFICATIONS
EL61527W, BZ	10W, 800 lm, 2700K
EL61530W, BZ	10W, 850 lm, 3000K
EL61535W, BZ	10W, 900 lm, 3500K
EL61540W	10W, 900 lm, 4000K
EL61550W	10W, 950 lm, 5000K
EL615CT5W, BZ	12W, 880 lm - 1080 lm, 2700K - 5000K



Round Reflector

CAT NO.	SPECIFICATIONS
EL61727W	14W, 1000 lm, 2700K
EL61730W	14W, 1000 lm, 3000K
EL61735W	14W, 1100 lm, 3500K
EL61740W	14W, 1200 lm, 4000K
EL617CT5W	12W, 880 lm - 1080 lm, 2700K - 5000K



Round Reflector

CAT NO.	SPECIFICATIONS
EL62727W	20W, 1400 lm, 2700K
EL62730W	20W, 1400 lm, 3000K
EL62735W	20W, 1500 lm, 3500K
EL62740W	20W, 1600 lm, 4000K



Round Deep Reflector

CAT NO.	SPECIFICATIONS
EL62527W, C, H	14W, 1000 lm, 2700K
EL62530W, C, H	14W, 1000 lm, 3000K
EL62535W, C, H	14W, 1100 lm, 3500K
EL62540W, C, H	14W, 1200 lm, 4000K
EL625CT5W	12W, 840 lm - 1100 lm, 2700K - 5000K



Round Insert

CAT NO.	SPECIFICATIONS
EL615SDW, BZ	10W, 750 lm, Sunset, Reflector
EL610SDW, BZ	10W, 750 lm, Sunset, Baffle



Round Baffle

CAT NO.	SPECIFICATIONS
EL61027W	10W, 800 lm, 2700K
EL61030W	10W, 850 lm, 3000K
EL61040W	10W, 900 lm, 4000K
EL610CT5W	12W, 880 lm - 1080 lm, 2700K - 5000K



Round Baffle

CAT NO.	SPECIFICATIONS
EL61130W	14W, 1000 lm, 3000K
EL61140W	14W, 1200 lm, 4000K
EL611CT5W	14W, 850 lm - 1400 lm, 2700K - 5000K



Round Baffle

CAT NO.	SPECIFICATIONS
EL61230W	20W, 1400 lm, 3000K
EL612CT5W	12W, 850 lm - 1400 lm, 2700K - 5000K



Round Gimbal

CAT NO.	SPECIFICATIONS
EL61627W	13W, 930 lm, 2700K
EL61630W	13W, 950 lm, 3000K

*Finishes: **W** - All White, **BZ** - All Bronze, **C** - Chrome w/White Ring, **H** - Haze w/White Ring

Compatible Products

For use with Dedicated 5" Dedicated LED IC LED Housings

5" LED Inserts



Round Deep Baffle

CAT NO.	SPECIFICATIONS
EL62127W	14W, 1000 lm, 2700K
EL62130W	14W, 1000 lm, 3000K



Square Reflector

CAT NO.	SPECIFICATIONS
EL55230W	16W, 1300 lm, 3000K



Square Baffle

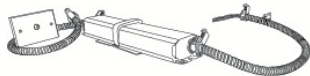
CAT NO.	SPECIFICATIONS
EL55130W	16W, 1300 lm, 3000K



Round Pull Down Adjustable

CAT NO.	SPECIFICATIONS
EL59727W, B, BZ	12.6W, 800 lm, 2700K
EL59730W, B, BZ	12.6W, 840 lm, 3000K

5" Accessories



Emergency Battery Backup

CAT NO.	SPECIFICATIONS
KEM-LD5	8W, 120/277V



Cover Plate Color Trims

CAT NO.	SPECIFICATIONS
RMLD6B	Black
RMLD6BZ	Bronze
RMLD6C	Chrome

*Finishes: **W** - All White, **B** - All Black, **BZ** - All Bronze, **C** - Chrome w/White Ring, **H** - Haze w/White Ring