

# 5"-6" High-Tech LED Reflector Inserts with 5-CCT Switch

This unique LED recessed downlight gives you the options you are looking for in one fixture. The manual switch located on the driver allows you to choose between 2700K, 3000K, 3500K, 4000K or 5000K. This is the perfect light for bedrooms, kitchens, closets and generally all living spaces. Our energy saving fixture gives you all of these options at the flip of a switch.



## Features

- Switch from a 2700K to 5000K by using manual switch on driver
- Soft white lens provides smooth lumen distribution
- Includes Medium Base Adapter (PSA30) for retrofitting existing E26 Base housings
- Energy Star Certified
- Title 24 JA8-2019 Compliant
- Life span of 50,000 hours L70

## Specifications

<b>Wattage</b>	12W
<b>Lumens</b>	880 lm - 1080 lm
<b>Voltage</b>	120V
<b>Color Temp.</b>	2700K, 3000K, 3500K, 4000K, 5000K
<b>Dimmable</b>	Triac/ELV
<b>Lamp Type</b>	LED
<b>CRI</b>	90+
<b>Wet Location</b>	Listed

## Options



White



Bronze



All Black

## Technical Details

**Optics:** Soft white lens provides smooth lumen distribution.

**Construction:** For use in IC and Non-IC housings. Spun Aluminum for greater heat dissipation. High quality powder coat finish preventing rust and paint cracking.

**Installation:** Includes PSA30 medium base adapter for retrofitting existing housings. Quick connect for use with ELCO housings EL570ICA, EL570RICA, EL56FICA, EL560ICA, EL560RICA, EL770ICA, EL770RICA, EL760ICA, EL760RICA, EL76FICA. Can be used in IC and non-IC housings.

**Electrical:** Driver connects to 120V power supply. High Efficiency driver with a power factor > 0.9. Start time of less than .75 seconds.

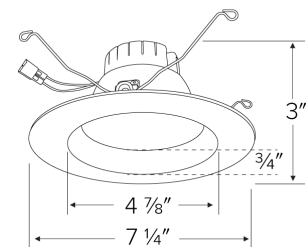
**LED Technology:** Extremely accurate color rendering with 90+ CRI. Lumen Maintenance of 50,000 hours L70 Life based on LM80 standardized test results. Superior Thermal Management by utilizing integral heat sink. Instant On to Full Brightness. No LED pixelation.

**Dimmability:** Works with 120V Triac and ELV type dimmers. Dims down to 10%. For full list of dimmers refer to the Dimmer Compatibility List. Industry leading dimming. Dims smoothly with no hot spots or flickering.

**Listings:** cUL Listed for Wet Location. RoHS Compliant. ENERGY STAR® Certified. Title 24 JA8-2019 Compliant.

**Warranty:** ELCO Products are built to last with a 5-year Limited Warranty.

## Dimensions



## Product Number

Item	Lamp type	Lumens	CCT	Watts	Voltage	Dimming	Finish
EL615CT5W	LED	880 lm - 1080 lm	2700K, 3000K, 3500K, 4000K, 5000K	12W	120V	Triac/ELV	All White

# Product Number Builder

Example: **EL615CT5W**

5"/6" 5-CCT Switch LED Reflector  
Insert

**EL6**

Lumens

- 15** 880 lm -1080 lm
- 17** 1100 lm
- 27** 1400 lm

Color Temp.

**CT5** 2700K - 5000K

Finish

- W** All White
- BZ** All Bronze
- BB** All Black

# Compatible Products

For use with 5" or 6" LED inserts

## 5" Dedicated LED ICA Housings



5" ICA Housing  
New Construction

CAT NO.	SPECIFICATIONS
EL570ICA	17W MAX.
EL570ICA-7	17W MAX. 277V



5" ICA Housing  
Remodel

CAT NO.	SPECIFICATIONS
EL570RICA	17W MAX.



2-Hour Fire Rated 5" ICA Housing  
New Construction

CAT NO.	SPECIFICATIONS
EL56FICA	22W - 7 3/4" Height
EL56FICA-7	22W - 277V



5" Shallow ICA Housing  
New Construction

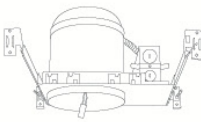
CAT NO.	SPECIFICATIONS
EL560ICA	17W MAX.
EL560ICA-7	17W MAX. 277V



5" Shallow ICA Housing  
Remodel

CAT NO.	SPECIFICATIONS
EL560RICA	17W MAX.

## 6" Dedicated LED ICA Housings



6" IC Housing  
New Construction

CAT NO.	SPECIFICATIONS
EL770ICA	24W MAX.
EL770ICA-7	24W MAX. 277V



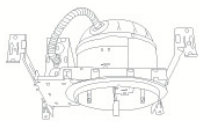
6" ICA Housing  
Remodel

CAT NO.	SPECIFICATIONS
EL770RICA	24W MAX.



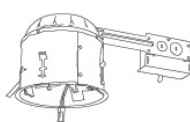
2-Hour Fire Rated 6" ICA Housing  
New Construction

CAT NO.	SPECIFICATIONS
EL76FICA	22W - 7 3/4" Height
EL76FICA-7	22W - 277V



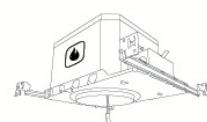
6" Shallow IC Housing  
New Construction

CAT NO.	SPECIFICATIONS
EL760ICA	17W MAX.
EL760ICA-7	17W MAX. 277V



6" Shallow ICA Housing  
Remodel

CAT NO.	SPECIFICATIONS
EL760RICA	17W MAX.



2-Hour Fire Rated  
6" Shallow ICA Housing  
New Construction

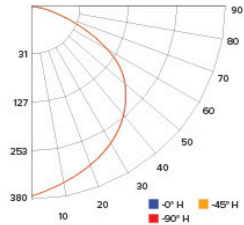
CAT NO.	SPECIFICATIONS
EL75FICAS	Shallow. 24W MAX. 6 3/16" Height.

# Photometric Report

## 5"/6" LED Reflector Insert with 5-Color Temperature Switch

### PHOTOMETRIC REPORT

Product #: EL615CT5W @3000K  
 Wattage / Lumens: 11.86W / 906.4 lm  
 Luminaire LPW: 76.4 lm/W



### CANDLE POWER SUMMARY

Degree Vertical	0°
0	372
5	369
15	353
25	324
35	280
45	222
55	158
65	92
75	31
85	4
90	0

### ILLUMINANCE AT A DISTANCE

Distance to Target Plane	Center Beam Footcandles	Beam Diameter
4'	23.2	9.8'
6'	10.3	14.8'
8'	5.81	19.7'
10'	3.72	24.6'

### ZONAL LUMEN SUMMARY

Zone	Lumens	%Luminaire
0-30°	284.0	31.4
0-40°	458.7	50.7
0-60°	772.0	85.3
0-90°	904.3	99.9



**ELCO Lighting**

# Dimmer Compatibility Chart

## 6" LED Inserts

For EL610, EL615, and EL655 Series

### For Reference Only

Testing conducted by ELCO Lighting is not a substitute for and does not imply certification by an independent laboratory or any other standards certification. Refer to manufacturer specifications for more detailed information on product certifications and standards. Consult the dimmer manufacturer prior to installation to ensure compatibility.

Manufacturer	Product	Part Number	Dimmed Light Output Range
Lutron	Diva, 120V AC, 60Hz, 600W Incandescent/Halogen, Single Pole, 3-Way, Residential/Commercial Application	DV-600PR	10% - 100%
	Diva, 120V, 60Hz, 150W LED/CFL, 600W Incandescent/Halogen, Single Pole, 3-Way	DVCL-153P	10% - 100%
	Toggler, 120V 60Hz, 150W LED/CFL or 600W Incandescent/Halogen, Single Pole, 3-Way	TGCL-153P	10% - 100%
	Maestro, 120V, 50/60Hz, 150W LED/CFL, 600W Incandescent/Halogen, Single Pole, 3-Way	MACL-153M	10% - 100%
	Skylark, 120V, 60Hz, 150W LED/CFL, 600W Incandescent/Halogen, Single Pole, 3-Way, Indoor Application	CTCL-153P	10% - 100%
Leviton	SureSlide, 120V AC, 60Hz, 150W LED/CFL, 600W Incandescent, Single Pole, 3-Way, Indoor Application	6672-1LW	10% - 100%
	SureSlide, 120V AC, 60Hz, 150W LED/CFL, 600W Incandescent, Single Pole, 3-Way, Commercial Application	6674	10% - 100%

**\*NOTE: Refer to dimmer manufacturer's documentation for installation instructions and circuit details**

Disclaimer: Minimum and maximum loads for LEDs and CFLs are given in number of lamps and may vary depending on the lamp being used. Testing conducted by ELCO Lighting is not a substitute for and does not imply certification by an independent laboratory or any other standards certification. Refer to manufacturer specifications for more detailed information on product certifications and standards.

Integrating our lighting with your Smart Home System is a breeze. Simply check your Smart Home system for compatible smart switches and cross reference that with our Dimming Compatibility Chart. Once the switches are integrated with your Smart Home system your lights will be ready to go.



2042 E. Vernon Ave. Vernon CA 90058 Tel 323.231.2600 Fax 323.231.3200 elcolighting.com