

# 5"-6" High-Tech LED Reflector Insert

ELCO Lighting's inserts are engineered with energy-efficient LED technology that produces even illumination with an incredible 93+ CRI. Designed to be used for New Construction, Remodel, and Retrofit applications, these inserts are rated for a life of 50,000 hours, and meet the Title 24 and Energy Star requirements. Suitable for IC and Non-IC housings manufactured by ELCO or others.



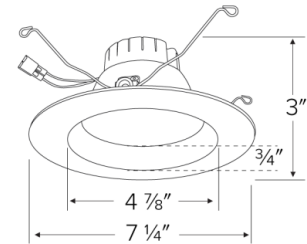
## Features

- Fits ELCO 5" or 6" Dedicated LED Recessed Housings, Regular and Shallow
- Medium base to quick connect adapter included (PSA30)
- Soft white lens provides smooth lumen distribution and eliminates LED pixelation
- Deep set LED trim reduces glare while providing area illumination
- Energy Star Certified
- Title 24 JA8-2019 Compliant
- Life Span of 50,000 hours L70

## Specifications

<b>Wattage</b>	20W
<b>Lumens</b>	1400 lm
<b>Voltage</b>	120V
<b>Color Temp.</b>	2700K
<b>Dimmable</b>	Triac/ELV
<b>Lamp Type</b>	LED
<b>CRI</b>	93+
<b>Wet Location</b>	Listed

## Dimensions



## Technical Details

**Optics:** Frosted polycarbonate lens diffuses light evenly throughout while reducing glare with LED Array technology.

**Construction:** For use in IC and non-IC housings. Spun Aluminum for greater heat dissipation. High quality powder coat finish preventing rust and paint cracking.

**Installation:** Includes PSA30 medium base adapter for retrofitting existing housings. Quick connect for use with ELCO housings EL570ICA, EL570RICA, EL560ICA, EL560RICA, EL56FICA. PSA30 (Medium Base Socket adapter) allows for use with EL99ICA, EL99RICA, EL99FICA, EL99A, EL99RA. PSA31 (GU10 Socket Adapter, not included) allows for use with EL49ICA, EL49A, EL49RA. PSA35 (GU24 Socket Adapter, not included) allows for use with EL99ICA-G24, EL99RICA-G24. Can be used in IC and non-IC housings.

**Electrical:** Driver connects to 120V power supply. High Efficiency driver with a power factor > 0.9. Start time of less than .75 seconds.

### LED Technology:

- Extremely accurate color rendering with 93+ CRI.
- Lumen Maintenance of 50,000 hours L70 Life based on LM80 standardized test results.
- Superior Thermal Management by utilizing integral heat sink.
- Instant On to Full Brightness.
- No LED pixelation.

**Dimmability:** Works with 120V Triac and ELV type dimmers. Dims down to 10%. For full list of dimmers refer to the Dimmer Compatibility List. Industry leading dimming. Dims smoothly with no hot spots or flickering.

**Listings:** cUL Listed for Wet Location. RoHS Compliant. ENERGY STAR® Certified. Title 24 JA8-2019 Compliant.

**Warranty:** ELCO Products are built to last with a 5-year Limited Warranty.

## Product Number

Item	Lamp type	Lumens	CCT	Watts	Voltage	Dimming	Finish
EL62727W	LED	1400 lm	2700K	20W	120V	Triac/ELV	All White

# Product Number Builder

Example: **EL61527W**

ELCO 5" or 6" LED Reflector  
Insert

**EL6**

Lumens

- 15** 800 lm
- 17** 1000 lm
- 27** 1400 lm

Color Temp.

- 27** 2700K
- 30** 3000K
- 35** 3500K
- 40** 4000K
- 50** 5000K

Finish

**W** All White

# Compatible Products

For use with 5" or 6" LED inserts

## 5" Dedicated LED ICA Housings



5" ICA Housing  
New Construction

CAT NO.	SPECIFICATIONS
EL570ICA	17W MAX.
EL570ICA-7	17W MAX. 277V



5" ICA Housing  
Remodel

CAT NO.	SPECIFICATIONS
EL570RICA	17W MAX.



2-Hour Fire Rated 5" ICA Housing  
New Construction

CAT NO.	SPECIFICATIONS
EL56FICA	22W - 7 3/4" Height
EL56FICA-7	22W - 277V



5" Shallow ICA Housing  
New Construction

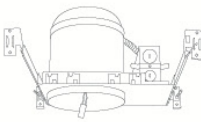
CAT NO.	SPECIFICATIONS
EL560ICA	17W MAX.
EL560ICA-7	17W MAX. 277V



5" Shallow ICA Housing  
Remodel

CAT NO.	SPECIFICATIONS
EL560RICA	17W MAX.

## 6" Dedicated LED ICA Housings



6" IC Housing  
New Construction

CAT NO.	SPECIFICATIONS
EL770ICA	24W MAX.
EL770ICA-7	24W MAX. 277V



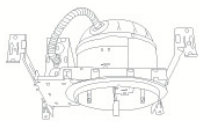
6" ICA Housing  
Remodel

CAT NO.	SPECIFICATIONS
EL770RICA	24W MAX.



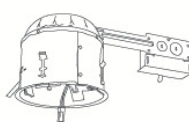
2-Hour Fire Rated 6" ICA Housing  
New Construction

CAT NO.	SPECIFICATIONS
EL76FICA	22W - 7 3/4" Height
EL76FICA-7	22W - 277V



6" Shallow IC Housing  
New Construction

CAT NO.	SPECIFICATIONS
EL760ICA	17W MAX.
EL760ICA-7	17W MAX. 277V



6" Shallow ICA Housing  
Remodel

CAT NO.	SPECIFICATIONS
EL760RICA	17W MAX.



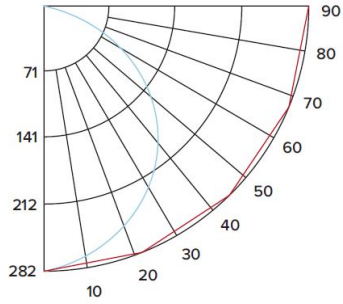
2-Hour Fire Rated  
6" Shallow ICA Housing  
New Construction

CAT NO.	SPECIFICATIONS
EL75FICAS	Shallow. 24W MAX. 6 3/16" Height.

# LED Reflector Insert

## PHOTOMETRIC REPORT

Product #: EL61527  
 Wattage/Lumens: 10.1W/ 731 Lm  
 Luminaire LPW: 72 Lm/W



## CANDLE POWER SUMMARY

Degrees Vertical	0°
0	282
5	280
15	267
25	245
35	213
45	172
55	125
65	74
75	25
85	1.9
90	0

## ILLUMINANCE AT A DISTANCE

Distance to Target Plane	Footcandles Beam Center	Beam Diameter
4'	17.6	10.7'
6'	7.83	16.1'
8'	4.41	21.5'
10'	2.82	26.8'

## ZONAL LUMEN SUMMARY

Zone	Lumens	% Luminaire
0-30°	217.58	29.80
0-40°	354.58	48.50
0-60°	611.22	83.60
0-90°	731.10	100.00



**ELCO Lighting**

# Dimmer Compatibility Chart 6" LED Inserts

For EL610SD, EL615SD, EL61140, EL617/EL621/EL625/EL627/EL695 Series,  
EL611CT5, EL612CT5, EL617CT5, EL637CT5, EL670CT5, EL685CT5,

### For Reference Only

Testing conducted by ELCO Lighting is not a substitute for and does not imply certification by an independent laboratory or any other standards certification. Refer to manufacturer specifications for more detailed information on product certifications and standards. Consult the dimmer manufacturer prior to installation to ensure compatibility.

Manufacturer	Product	Part Number	Dimmed Light Output Range
Lutron	Diva, 120V, 60Hz, 150W LED/CFL, 600W Incandescent/Halogen, Single Pole, 3-Way	DVCL-153P	10% - 100%
	Diva, 120V, 60Hz, 150W LED/CFL, 600W Incandescent/Halogen, Single Pole, 3-Way	DVCL-153PR	10% - 100%
	Diva® 250W Single Pole/3-Way Dimmer	DVCL-253P	10% - 100%
	Maestro, 120V AC, 50/60Hz, 150W LED/CFL, 600W Incandescent/Halogen, Single Pole, 3-Way, Indoor Application	MA-PRO	10% - 100%
	Maestro, 120V, 50/60Hz, 150W LED/CFL, 600W Incandescent/Halogen, Single Pole, 3-Way	MACL-153MLH	10% - 100%
	Maestro, 120V, 50/60Hz, 150W LED/CFL, 600W Incandescent/Halogen, Single Pole, 3-Way	MACL-153M	10% - 100%
	Maestro Wireless, 120V, 50/60Hz, 150W LED/CFL, 600W Incandescent/Halogen, Single Pole, 3-Way, Indoor Application	MRF2S-6CL	10% - 100%
	Caseta, 120V AC, 60Hz, 150W LED/CFL, 600W Incandescent/Halogen, Single Pole, Multi-Location, Indoor Application	P-PKG1W	10% - 100%
	Caseta Wireless, 120V AC, 50/60Hz, 150W LED/CFL, 600W Incandescent/Halogen, Single Pole, 3-Way	PD-6WCL	10% - 100%
	Radora, 120V AC, 50/60Hz, 600W Incandescent/Halogen, Single Pole, Indoor Application	RRD-6ND	10% - 100%
	Radora 2, 120V, 50/60Hz, 250W LED/CFL, 500W Incandescent/Halogen, Single Pole/Multi-Location, Indoor Application	RRD-PRO	10% - 100%
	Skylark® C-L Single Pole/3-Way, 150W LED/CFL or 600W Incandescent/Halogen	SCL-153P	10% - 100%
	Sunnata, 120V AC, 60Hz, 150W LED/CFL or 600W Incandescent/Halogen, Single Pole, 3-Way, Indoor Application	STCL-153PH	10% - 100%
Leviton	SureSlide Decora, 120V AC, 60Hz, 150W LED/CFL, 600W Incandescent, Single Pole, 3-Way	6674	10% - 100%
	Decora, 120V AC, 60Hz, 300W LED/CFL, 600W Incandescent, Single Pole, 3-Way	DSL06	10% - 100%
	Decora, 120V AC, 60Hz, 300W LED/CFL, 600W Incandescent, Single Pole, 3-Way	DW6HD	10% - 100%
	Universal Rotary, 120V AC, 60Hz, 300W LED/CFL, 600W Incandescent/Halogen, Single Pole, 3-Way	RNL06	10% - 100%
Legrand	120V AC, 60Hz, 450/700W Incandescent, LED/CFL, Single Pole, 3-Way	RHCL-453P	10% - 100%
Kasa	120VAC, 60Hz, 150W LED, 300W Incandescent, Single Pole, Indoor Application	HS220	10% - 100%

**\*NOTE: Refer to dimmer manufacturer’s documentation for installation instructions and circuit details**

Disclaimer: Minimum and maximum loads for LEDs and CFLs are given in number of lamps and may vary depending on the lamp being used. Testing conducted by ELCO Lighting is not a substitute for and does not imply certification by an independent laboratory or any other standards certification. Refer to manufacturer specifications for more detailed information on product certifications and standards.

Integrating our lighting with your Smart Home System is a breeze. Simply check your Smart Home system for compatible smart switches and cross reference that with our Dimming Compatibility Chart. Once the switches are integrated with your Smart Home system your lights will be ready to go.



2042 E. Vernon Ave. Vernon CA 90058 Tel 323.231.2600 Fax 323.231.3200 [elcolighting.com](http://elcolighting.com)