

# 4.5W/ft. Indoor Continuous COB LED Tape Light



Ambio™ E44CB-24 is an Indoor Continuous LED Tape Light with 4.5W/ft and an industry leading 93+CRI. The product is designed to add light to coves, undercabinets and other niches while staying invisibly tucked away due to the products low profile. Factory custom cuts for hassle free projects. Standard rolls available.

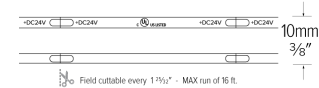
## Features

- Dimmable with ELCO dimmable drivers
- 3M Tape backing for easy installation
- Available in custom cuts and 100 foot rolls
- Field cuttable every 1 25/32"
- Max run of 16 feet
- Strip width of 10mm (3/8")

## Specifications

<b>Wattage</b>	4.5W
<b>Lumens</b>	365 lm - 425 lm
<b>Voltage</b>	24V
<b>Color Temp.</b>	2700K - 4000K
<b>Lamp Type</b>	LED
<b>CRI</b>	93+

## Dimensions



## Technical Details

**Construction:** Specification grade LED Tape light with premium 3M tape backing for architectural applications. Available in custom cuts and 100 ft. roll.

**Installation:** 3M tape backing allows for quick and easy adhesion to flat surface.

**Aluminum Channels:** Compatible with ELCO: EUD31, EUD32, EUD33, EUD34, EUD35, EUD36, and EUD37.

**Electrical:** Input Voltage: 24V DC. Input Power: 4.5W/ft

### LED Technology:

- Extremely accurate color rendering with 93+ CRI
- Lumen Maintenance of 50,000 hours L70 Life based on LM80 standardized test results
- Available in various CCT options. For additional options please consult factory.

**Dimmability:** Dimmable with compatible 24V DC dimmable drivers

**Listings:** cUL Listed. RoHS Compliant. ENERGY STAR® Certified. California Title 24 JA8-2016- E.

**Warranty:** ELCO Products are built to last with a 5-year Limited Warranty.

## Product Numbers

Item	Description	Lamp type	Lumens	CCT	Watts	Voltage
<b>E44CB-2427</b>	Custom Cut	LED	365 lm	2700K	4.5W	24V
<b>E44CB-2430</b>	Custom Cut	LED	385 lm	3000K	4.5W	24V
<b>E44CB-2440</b>	Custom Cut	LED	425 lm	4000K	4.5W	24V
<b>E44CB2427100</b>	100 ft. Reel	LED	365 lm	2700K	4.5W	24V
<b>E44CB2430100</b>	100 ft. Reel	LED	385 lm	3000K	4.5W	24V
<b>E44CB2440100</b>	100 ft. Reel	LED	425 lm	4000K	4.5W	24V

## Product Number Builder Example: E44CB-2427

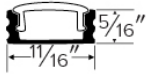
4.5W Indoor Continuous COB LED Tape Light	-	Voltage	Color Temp.	-	Length
<b>E44CB</b>		<b>24</b> 24V	<b>27</b> 2700K <b>30</b> 3000K <b>40</b> 4000K		Custom Cut <b>100</b> 100 ft. Reel

# Compatible Products



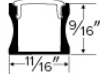
For use with 1.5W/ft Indoor LED Tape Lights

## Aluminum Channels



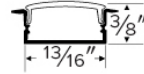
**Shallow Mount LED Aluminum Channel**

CAT NO.	SPECIFICATIONS
EUD31-8	8' Channel
EUD31	Custom Cut Channel



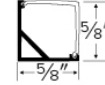
**Deep Mount LED Aluminum Channel**

CAT NO.	SPECIFICATIONS
EUD32-8	8' Channel
EUD32	Custom Cut Channel



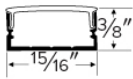
**Recessed Mount LED Aluminum Channel**

CAT NO.	SPECIFICATIONS
EUD33-8	8' Channel
EUD33	Custom Cut Channel



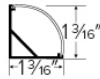
**Square Corner Mount LED Aluminum Channel**

CAT NO.	SPECIFICATIONS
EUD34-8	8' Channel
EUD34	Custom Cut Channel



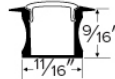
**Surface Mount LED Aluminum Channel**

CAT NO.	SPECIFICATIONS
EUD35-8	8' Channel
EUD35	Custom Cut Channel



**Round Corner Mount LED Aluminum Channel**

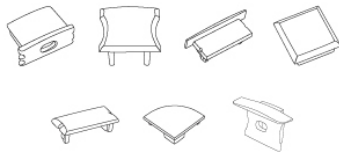
CAT NO.	SPECIFICATIONS
EUD36-8	8' Channel
EUD36	Custom Cut Channel



**Shallow Recessed Mount LED Aluminum Channel**

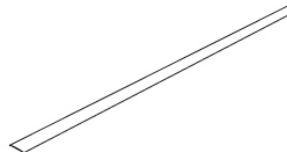
CAT NO.	SPECIFICATIONS
EUD37-8	8' Channel
EUD37	Custom Cut Channel

## Aluminum Channels Accessories



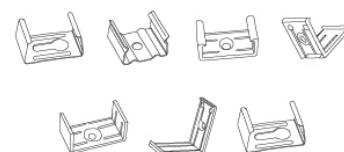
**End Caps (Set of 2)**

CAT NO.	SPECIFICATIONS
EUDEN31	For EUD31
EUDEN32	For EUD32
EUDEN33	For EUD33
EUDEN34	For EUD34
EUDEN35	For EUD35
EUDEN36	For EUD36
EUDEN37	For EUD37



**Lenses (8 feet long)**

CAT NO.	SPECIFICATIONS
EUDL31	For EUD31, 32, 37
EUDL33	For EUD33
EUDL34	For EUD34
EUDL35	For EUD35
EUDL36	For EUD36



**Mounting Clips (Set of 2)**

CAT NO.	SPECIFICATIONS
EUDMT31	For EUD31
EUDMT32	For EUD32
EUDMT33	For EUD33
EUDMT34	For EUD34
EUDMT35	For EUD35
EUDMT36	For EUD36
EUDMT37	For EUD37

# Compatible Products

For Tape Lights

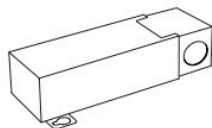
## LED Drivers



### Electronic Low Voltage Dimmable Driver

No minimum load.  
24V DC Output, 120V Input

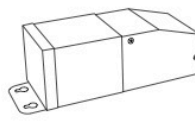
CAT NO.	SPECIFICATIONS
DRVE24V60W	60W



### Magnetic Low Voltage Dimmable Driver (Small)

Indoor and outdoor use.  
24V DC Output, 120V Input  
3 1/16" W x 1 3/8" H x 6" L

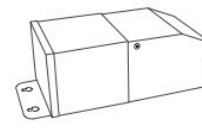
CAT NO.	SPECIFICATIONS
DRVM24V20W	20W
DRVM24V40W	40W



### Magnetic Low Voltage Dimmable Driver (Medium)

Indoor and outdoor use.  
24V DC Output, 120V Input  
3 1/16" W x 2 7/8" H x 8 5/8" L

CAT NO.	SPECIFICATIONS
DRVM24V60W	60W



### Magnetic Low Voltage Dimmable Driver (Large)

Outdoor and wall mount use only  
24V DC Output, 120V Input  
4 1/8" W x 3 3/8" H x 9 1/4" L

CAT NO.	SPECIFICATIONS
DRVM24V100W	100W
DRVM24V150W	150W
DRVM24V200W	200W
DRVM24V300W	300W



### Constant Voltage LED Driver

24V DC Output, 120V-277V Input


CAT NO.	SPECIFICATIONS
DRV60W	60W
DRV100W	100W



### 0-10V Dimmable Driver

24V DC Output, 120V-277V Input

CAT NO.	SPECIFICATIONS
DRV30W-10	30W
DRV60W-10	60W
DRV96W-10	96W



### Lutron™ Hi-Lume 1% LED Driver

Continuous flicker free dimming from 100% to 1%. Inrush current limiting circuitry. 120V - 277V

CAT NO.	SPECIFICATIONS
DRVLT40W	(40W) Triac
DRVL340W	(40W) Lutron Ecosystem

### Lutron™ Hi-Lume Premiere 0.1% Dimming LED Driver

Continuous flicker free dimming from 100% to 1%. Inrush current limiting circuitry. 120V - 277V

CAT NO.	SPECIFICATIONS
DRVL396W	(96W) Lutron Ecosystem



### Dimmer with Built-in Driver

Combinational dimmer and driver in one. Single pole preset dimmer with on/off button. 24V DC Output, 120V Input

CAT NO.	SPECIFICATIONS
DIMTP2	100W