

4" Tunable White Koto™ IC Airtight Housing

120/277V AC/50-60Hz. Must be used with Tunable White Koto™ LED Light Engines (ELK19TWD Series).



Features

- IC Airtight for direct contact with insulation.
- 120/277V AC/50-60Hz universal input voltage
- Smooth, flicker-free dimming and CCT tuning
- Dimmable to 0.1%, dim to dark
- E45KT10 (1000 lm, 14W)
- E45KT12 (1250 lm, 18.3W)
- Control Modules Ordered Separately
- Damp location rated and wet location rated for wet location trims

Specifications

Wattage	18.3W
Lumens	1250 lm
Voltage	120/277V AC
Dimmable	0-10V
Lamp Type	LED
Wet Location	Rated for wet location trims
Damp Location	Rated

Technical Details

Construction: Double Wall IC Rated for direct contact with insulation. For use in IC and Non-IC conditions. Up to 1100 lumens. Housing adjusts in frame to accommodate up to 1 1/2" ceiling thickness. Airtight housing with gasket to restrict airflow in accordance with ASTM E-283 air-tight requirements.

Installation: Designed for ceiling plenums where 2x6 joists or taller are used. High strength hanger bars can easily be nailed to joists. Suitable for T-grid and drop ceiling applications. See installation sheet for detailed information. For use with ELCO Tunable White Koto™ LED Light Engines (ELK19TWD Series)

Junction Box: Positioned to accommodate straight conduit runs. Two 3/4" knockouts, Seven 1/2" trade size conduit knockouts, One 3/8" knockout. Four Pry-out knockout slots for easy romex installation.

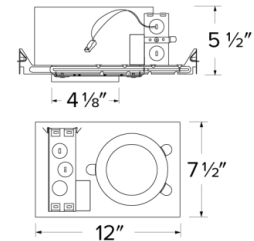
Hanger Bars: Pre Installed hanger bars with True Nail easy installation in regular lumber, engineered lumber, and Laminated Beams. Integral T-bar slots for easy installation in T-Bars. Spans up 24" and can be repositioned 90°. Score lines allow for tool-free hanger bar size reduction. Integral leveling flange allows for single-person installation while easily aligning the housings with the joists.

Electrical: Driver is rated for 120V and 277V input (120/277V). High Efficiency driver with a power factor > 0.95.

Driver Options:

- **Standard:** Integrated dual-channel 0-10V Dimming, no control module required
- **eldoLED:** Integrated dual channel 0-10V Dimming, no control module required
- **Control Ready:** For use with control module options, ethernet cables and connectors purchased separately
- **Lutron:** Integrated dual channel 0-10V Dimming, no control module required
- **AmbienTech:** Includes control module, compatible with AmbienTech ecosystem only

Dimmability: 0-10V dimming in one driver. 0-10V dimming down to 5% with a compatible dimmer. Can be specified with Lutron drivers for 0.1% and 1% dimming. For a full list of dimmers refer to the Dimmer Compatibility List.



Product Number

Item	Description	Lamp type	Lumens	Watts	Voltage	Dimming
E45KT12ICAD	IC Airtight Housing	LED	1250 lm	18.3W	120/277V AC	0-10V

Product Number Builder

Example: **E45KT10ICAD**

4" Tunable White Koto™ IC
Airtight Housing

Lumens

IC Rated

Driver

E45KT

- 10** 1000 (14W)
- 12** 1250 (18.3W)

ICA IC Airtight Housing

- D** Standard
- ED** eldoLED
- C** Control Ready
- L** Lutron
- A** AmbienTech

Compatible Products

For use with Dedicated 3" & 4" Koto Tunable White Housings



Control Modules Features

- Requires control ready housing
- Seamless device commissioning
- Rules setting and supervision
- Data gathering on usage, locations, users, time of day
- Automation based on users and sensors
- Firmware updates over the air
- Customizable and integration-ready APIs
- Control module required per housing

Wireless Control Modules for Tunable White Koto™



Technology Partner
SILVAIR

ETW3SL

- iOS app and web portal interface options
- Energy usage monitoring
- Ecosystem with sensors, switches



WIZ CONNECTED

ETW3WZ

- iOS app, Android app, and web portal interface options
- Predictive Maintenance
- Ecosystem with sensors and switches, lamps and luminaires



WISILICA

ETW3WS

- iOS app, Android app, and web portal interface options
- Energy usage monitoring
- Predictive Maintenance
- Ecosystem with sensors, switches, gateways

Wired Control Protocol for Tunable White Koto™

**Wired control devices required*



DALI 2

ETW3DL

- DALI-2 DT8 certified
- Two-channel control of color temperature and intensity
- Commission and manage lighting fixtures via DALI2 DT8 certified controller



0-10V

ETW310V

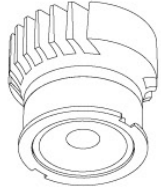
- 0-10V Control Module is compatible with industry standard 0-10V, 1-10V current sourcing or current sinking wired control devices. The Control Module provides for two-channel control of color temperature and intensity

Requires Control Ready Housing Option. One Control module required per housing
*Control Modules Order Separately

Compatible Products

For use with Dedicated 4" Tunable White Koto™ IC LED Housings

Koto™ LED Module



Tunable White
Koto™ LED Module
ELK19

PRODUCT NUMBER BUILDER		
Koto™ LED Module	Color Temperature	Beam Angle
ELK19		
TWD	2700K - 5000K	(blank) 38° lens (Standard)
T41D	1800K - 4000K	-S 18° lens
T62D	2700K - 6500K	-N 25° lens
		-W 60° lens

ACCESSORIES



Lens

- EP731C 18° Lens
- EP732C 25° Lens
- EP733C 38° Lens
- EP734C 60° Lens

EP732C, EP733C, EP734C Included



Snoot

- L50W White
- L50B Black



Secondary Optics

- L45 Hex Louver
- L46 Linear Lens
- L47 Spread Louver
- L49 Frosted Lens
- L51 Color Shifter

4" Pex™ Twist-On Trims



Reflector

ELK4118

Finishes:

(W, BB, BZ, B, C, H)



Adjustable Gimbal

ELK4129

Finishes:

(W, BB, BZ, B, C, H)



Adjustable Pinhole

ELK4127

Finishes:

(B, BB, BZ)



Adjustable Baffle

ELK4193

Finishes:

(W, BB, B)



Adjustable Spot

ELK4188

Finishes:

(W, B, BZ)



Reflector

ELK4218

Finishes:

(W, BB, BZ, B, C, H)



Adjustable Gimbal

ELK4229

Finishes:

(W, BB, BZ, B, C, H)

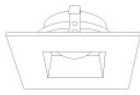


Adjustable Pinhole

ELK4227

Finishes:

(B, BB, BZ)

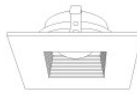


Adjustable Reflector

ELK4282

Finishes:

(W)



Adjustable Baffle

ELK4284

Finishes:

(W)



Adjustable Phenolic Baffle

ELK4293

Finishes:

(W, BB, B)

*Finishes: **W** - All White, **BB** - All Black, **BZ** - All Bronze, **B** - Black Reflector w/White Ring, **C** - Chrome Reflector w/White Ring, **H** - Haze Reflector w/White Ring

Compatible Products

For use with Dedicated 4" Tunable White Koto™ IC LED Housings

4" Pex™ Trimless



**Round Spackle
Frame Only**
EL4SFR



Round Smooth Reflector
ELK408
Finishes:
(W, B, BZ, H)



**Round Adjustable
Reflector**
ELK415
Finishes:
(W, B, BZ, H)



**Adjustable Reflector
with Spackle Frame**
ELK430
Finishes:
(W, B, BZ, H)



**Adjustable Baffle
with Spackle Frame**
ELK434
Finishes:
(W, B, BZ)



Sq. Spackle Frame
EL4SFS



Sq. Smooth Reflector
ELK445
Finishes:
(W, B, H)

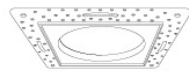


Sq. Adjustable Reflector
ELK459
Finishes:
(W, B, H)

4" Flush Mount Trim Adaptors



Round Flush Mount
EL4FMR
For use with
ELK41 & Unique™ Trims



Square Flush Mount
EL4FMS
For use with
ELK42 Trims

Compatible Products

For use with Dedicated 4" Tunable White Koto™ IC LED Housings

4" Flexa™ Twist-On Trims

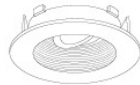


Round Reflector

ELK4721

Finishes:

(**WW, BB, BZBZ, BW, CC, CW, HW, CN**)



Round Baffle

ELK4723

Finishes:

(**WW, BB, BZBZ, BW**)

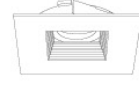


Square Reflector

ELK4741

Finishes:

(**WW, BB, BZBZ, BW, HW**)



Square Baffle

ELK4743

Finishes:

(**WW, BB, BZBZ, BW**)



Adjustable Square Reflector

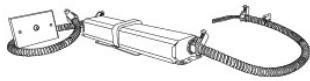
ELK4759

Finishes:

(**WW, BB, B, H**)

*Finishes: **W** - All White, **WW** - All White, **B** - Black, **BB** - All Black, **BZ** - All Bronze, **CC** - All Chrome, **BZBZ** - All Bronze, **BW** - Black Reflector w/White Ring, **CW** - Chrome Reflector w/White Ring, **CN** - Chrome Reflector w/Nickel Ring, **HW** - Haze Reflector w/White Ring

4" Accessories



Emergency Battery Backup

CAT NO.	SPECIFICATIONS
KEM-LD5	8W, 120/277V

* Requires access from above



Fire Cover

CAT NO.	SPECIFICATIONS
FIRECVR	9 3/4" H x 17" O.D.



Fire Enclosure

CAT NO.	SPECIFICATIONS
FIREENCL	20 3/8" L x 14 3/8" W

CAT NO.	SPECIFICATIONS
FIREENCL-S	Shallow, 16" L x 14 3/8" W



Mica Fire Tape

CAT NO.	SPECIFICATIONS
FIRETAPE	3/4" W x 16' L