

4" Sunset Dimming LED Reflector Insert

ELCO Lighting's inserts are engineered with energy-efficient LED technology that produces even illumination with an incredible 90+ CRI. Designed to be used for New Construction, Remodel, and Retrofit applications, these inserts are rated for a life of 50,000 hours, and meet the Title 24 and Energy Star requirements. Suitable for IC and Non-IC housings manufactured by ELCO or others.



Features

- Dims from a bright 3000K to a warm 1800K
- Fits ELCO 4" Dedicated LED Recessed Housings. Not for use in shallow housings.
- Soft white lens provides smooth lumen distribution and eliminates LED pixelation.
- Deep set LED trim reduces glare while providing area illumination.
- Includes Medium Base Adapter (PSA30) for retrofitting existing E26 Base housings.
- Energy Star Certified.
- Title 24 JA8-2019 Compliant.
- Life Span of 50,000 hours L70.

Specifications

Wattage	10W
Lumens	700 lm
Voltage	120V
Color Temp.	SunsetK
Dimmable	Triac/ELV
Lamp Type	LED
Beam Angle	90°
CRI	90+
Wet Location	Listed

Options



White



Bronze

Technical Details

Optics: Frosted polycarbonate lens diffuses light evenly throughout while reducing glare with LED Array technology.

Construction: For use in IC and non-IC housings. Spun Aluminum for greater heat dissipation. High quality powder coat finish preventing rust and paint cracking.

Installation: Includes PSA30 medium base adapter for retrofitting existing housings. Quick connect for use with ELCO housings EL490ICA, EL490RICA, EL492ICA, EL492RICA, EL48FICA. PSA30 (Medium Base Socket adapter) allows for use with EL99ICA, EL99RICA, EL99FICA, EL99A, EL99RA. PSA31 (GU10 Socket Adapter, not included) allows for use with EL49ICA, EL49A, EL49RA. PSA35 (GU24 Socket Adapter, not included) allows for use with EL99ICA-G24, EL99RICA-G24. Can be used in IC and non-IC housings.

Electrical: Driver connects to 120V power supply. High Efficiency driver with a power factor > 0.9. Start time of less than .75 seconds.

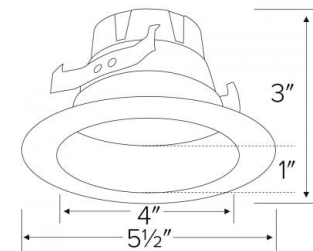
LED Technology: Extremely accurate color rendering with 90+ CRI. Lumen Maintenance of 50,000 hours L70 Life based on LM80 standardized test results. Superior Thermal Management by utilizing integral heat sink. Instant On to Full Brightness. No LED pixelation.

Sunset: Sunset color temperature is our dim-to-warm LED technology that allows the color temperature to become warmer as the product is dimmed. Our SUNSET items start at 3000K and go as low as 1800K when dimmed. For Sunset dim technology be sure to order an item with "Sunset" in the Color Temperature (CCT) attribute.

Dimmability: Works with 120V Triac and ELV type dimmers. Dims down to 10%. For full list of dimmers refer to the Dimmer Compatibility List. Industry leading dimming. Dims smoothly with no hot spots or flickering.

Listings: cUL Listed for Wet Location. RoHS Compliant. ENERGY STAR® Certified. Title 24 JA8-2019 Compliant.

Dimensions



Product Numbers

Item	Lamp type	Lumens	CCT	Watts	Voltage	Dimming	Beam Angle	Finish
EL415SDW	LED	700 lm	SunsetK	10W	120V	Triac/ELV	90°	All White
EL415SDBZ	LED	700 lm	SunsetK	10W	120V	Triac/ELV	90°	All Bronze

Warranty: ELCO Products are built to last with a 5-year Limited Warranty.

Product Number Builder Example: EL415SDW

4" Sunset Dimming LED Reflector Insert

Finish

EL415SD

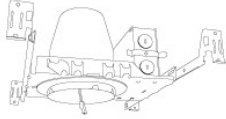
W All White

BZ All Bronze

Compatible Products

For use with 4" Sunset Dimming LED inserts

4" Dedicated LED ICA Housings



4" ICA Housing
New Construction



4" ICA Housing
Remodel



4" ICA 2-Hour Fire Rated Housing
New Construction

CAT NO.	SPECIFICATIONS
EL490ICA	
EL490ICA-7	277V
EL490ICA-EM5	Emergency Battery Back-up (90 minutes)

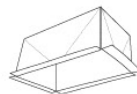
CAT NO.	SPECIFICATIONS
EL490RICA	5 1/2" Height

CAT NO.	SPECIFICATIONS
EL48FICA	6 7/8" Height - Sound Rated

4" Accessories



Fire Cover



Fire Enclosure



Mica Fire Tape

CAT NO.	SPECIFICATIONS
FIRECVR	9 3/4" H x 17" O.D.

CAT NO.	SPECIFICATIONS
FIREENCL	20 3/8" L x 14 3/8" W
FIREENCL-S	Shallow, 16" L x 14 3/8" W

CAT NO.	SPECIFICATIONS
FIRETAPE	3/4" W x 16' L



Socket Adapter



Socket Adapter

CAT NO.	SPECIFICATIONS
PSA30	Medium Base Connector

CAT NO.	SPECIFICATIONS
PSA31	GU10 to ideal terminal connector



ELCO Lighting

Dimmer Compatibility Chart 4" LED Inserts

For EL141 Series, EL410SD, EL415SD, EL41230, EL417 Series, EL495 Series, EL415CT5, EL427CT5, EL460CT5, EL475CT5, and ELJ42230

For Reference Only

Testing conducted by ELCO Lighting is not a substitute for and does not imply certification by an independent laboratory or any other standards certification. Refer to manufacturer specifications for more detailed information on product certifications and standards. Consult the dimmer manufacturer prior to installation to ensure compatibility.

Manufacturer	Product	Part Number	Dimmed Light Output Range
Lutron	Diva, 120V, 60Hz, 150W LED/CFL, 600W Incandescent/Halogen, Single Pole, 3-Way	DVCL-153P	10% - 100%
	Diva, 120V, 60Hz, 150W LED/CFL, 600W Incandescent/Halogen, Single Pole, 3-Way	DVCL-153PR	10% - 100%
	Diva® 250W Single Pole/3-Way Dimmer	DVCL-253P	10% - 100%
	Maestro, 120V AC, 50/60Hz, 150W LED/CFL, 600W Incandescent/Halogen, Single Pole, 3-Way, Indoor Application	MA-PRO	10% - 100%
	Maestro, 120V, 50/60Hz, 150W LED/CFL, 600W Incandescent/Halogen, Single Pole, 3-Way	MACL-153MLH	10% - 100%
	Maestro, 120V, 50/60Hz, 150W LED/CFL, 600W Incandescent/Halogen, Single Pole, 3-Way	MACL-153M	10% - 100%
	Maestro Wireless, 120V, 50/60Hz, 150W LED/CFL, 600W Incandescent/Halogen, Single Pole, 3-Way, Indoor Application	MRF2S-6CL	10% - 100%
	Caseta, 120V AC, 60Hz, 150W LED/CFL, 600W Incandescent/Halogen, Single Pole, Multi-Location, Indoor Application	P-PKG1W	10% - 100%
	Caseta Wireless, 120V AC, 50/60Hz, 150W LED/CFL, 600W Incandescent/Halogen, Single Pole, 3-Way	PD-6WCL	10% - 100%
	Radora, 120V AC, 50/60Hz, 600W Incandescent/Halogen, Single Pole, Indoor Application	RRD-6ND	10% - 100%
	Radora 2, 120V, 50/60Hz, 250W LED/CFL, 500W Incandescent/Halogen, Single Pole/Multi-Location, Indoor Application	RRD-PRO	10% - 100%
	Skylark® C-L Single Pole/3-Way, 150W LED/CFL or 600W Incandescent/Halogen	SCL-153P	10% - 100%
	Sunnata, 120V AC, 60Hz, 150W LED/CFL or 600W Incandescent/Halogen, Single Pole, 3-Way, Indoor Application	STCL-153PH	10% - 100%
Leviton	SureSlide Decora, 120V AC, 60Hz, 150W LED/CFL, 600W Incandescent, Single Pole, 3-Way	6674	10% - 100%
	Decora, 120V AC, 60Hz, 300W LED/CFL, 600W Incandescent, Single Pole, 3-Way	DSL06	10% - 100%
	Decora, 120V AC, 60Hz, 300W LED/CFL, 600W Incandescent, Single Pole, 3-Way	DW6HD	10% - 100%
	Universal Rotary, 120V AC, 60Hz, 300W LED/CFL, 600W Incandescent/Halogen, Single Pole, 3-Way	RNL06	10% - 100%
Legrand	120V AC, 60Hz, 450/700W Incandescent, LED/CFL, Single Pole, 3-Way	RHCL-453P	10% - 100%
Kasa	120VAC, 60Hz, 150W LED, 300W Incandescent, Single Pole, Indoor Application	HS220	10% - 100%

***NOTE: Refer to dimmer manufacturer’s documentation for installation instructions and circuit details**

Disclaimer: Minimum and maximum loads for LEDs and CFLs are given in number of lamps and may vary depending on the lamp being used. Testing conducted by ELCO Lighting is not a substitute for and does not imply certification by an independent laboratory or any other standards certification. Refer to manufacturer specifications for more detailed information on product certifications and standards.

Integrating our lighting with your Smart Home System is a breeze. Simply check your Smart Home system for compatible smart switches and cross reference that with our Dimming Compatibility Chart. Once the switches are integrated with your Smart Home system your lights will be ready to go.



2042 E. Vernon Ave. Vernon CA 90058 Tel 323.231.2600 Fax 323.231.3200 elcolighting.com