

4" Square on Square Reflector

The perfect lighting solution for high-end residential and light commercial projects.



Features

- High efficacy LED module.
- Triac/ELV/0-10V dimming.
- Must be used with ELCO 4" Cedar™ System Housings.
- Frosted acrylic module lens for even lumen distribution.
- Life span of 50,000 hours L70.
- USA designed and assembled.
- Limited 5 year warranty.
- 2 at the end of the item number denotes Generation 2.
Please note Gen 2 and Gen 1 are not cross compatible.

Specifications

| | |
|--------------------|------------------|
| Wattage | 8.76W - 18W |
| Lumens | 850 lm - 1600 lm |
| Color Temp. | 2700K - SunsetK |
| Lamp Type | LED |
| Beam Angle | 60° |
| CRI | 93+ |

Options



All White

Technical Details

Optics: Frosted polycarbonate module lens diffuses light evenly throughout while reducing glare with LED technology.

Trim Construction: Reflector is two piece trim for maximum color versatility. Design allows for minimal glare and a strong glare cut-off. Trim is constructed of metal for lasting durability.

Installation: Must be installed on a Cedar™ System housing with compatible lumen rating. Frames are available for New Construction and Remodel as IC or non-IC.

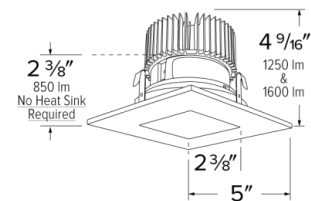
LED Technology:

- Extremely accurate Color Rendering Index of 93+.
- Efficacy of 97 lumens per watt.
- Lumen Maintenance of 50,000 hours L70 Life based on LM80 standardized test results.
- Superior Thermal Management by utilizing ELCO Red heat sink.
- Instant On to Full Brightness technology.
- No LED pixilation.

Sunset: Sunset color temperature is our dim-to-warm LED technology that allows the color temperature to become warmer as the product is dimmed. Our SUNSET items start at 3000K and go as low as 1800K when dimmed. For Sunset dim technology be sure to order an item with "Sunset" in the Color Temperature (CCT) attribute.

Listings: cUL Listed for Wet Location. RoHS Compliant.

Dimensions



Product Number Builder

Example: **E417C0827W2**

ELCO 4" Square on
Square Reflector

Lumens

Color Temp

Finish

Generation

Beam Angle

E417C

08 850 lm

12 1250 lm

16 1600 lm

27 2700 K

30 3000 K

35 3500 K

40 4000 K

50 5000K

SD Sunset ¹

W All White

2 Gen 2

1 Gen 1

60° lens

-F 38° lens

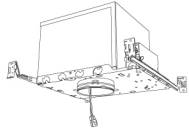
-N 24° lens

-S 15° lens

¹ Sunset, Dim to Warm technology, automatically transitions from 3000K to 1800K when dimmed

For use with 4" Cedar™ Light Engines

4" Cedar™ Dedicated LED ICA Housings



2-Hour Fire Rated
4" ICA Housing
New Construction

| CAT NO. | SPECIFICATIONS |
|---------|----------------|
| E4FH | Up to 850 lm |



4" ICA Housing
New Construction

| CAT NO. | SPECIFICATIONS |
|---------|----------------|
| E4LC | Up to 1600 lm |



4" ICA Housing
New Construction

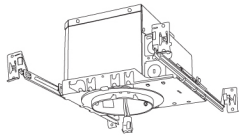
| CAT NO. | SPECIFICATIONS |
|---------|----------------|
| E4LC | Up to 850 lm |



4" ICA Housing
Remodel

| CAT NO. | SPECIFICATIONS |
|---------|----------------|
| E4LRC | Up to 850 lm |

4" Cedar™ Dedicated LED Non-IC Housings



4" Non-IC Housing
New Construction

| CAT NO. | SPECIFICATIONS |
|---------|----------------|
| E4LC | Up to 1600 lm |



4" Non-IC Housing
New Construction

| CAT NO. | SPECIFICATIONS |
|---------|----------------|
| E4LC | Up to 1250 lm |



4" Non-IC Housing
Remodel

| CAT NO. | SPECIFICATIONS |
|---------|----------------|
| E4LRC | Up to 1250 lm |

PRODUCT NUMBER BUILDER

| Housing Type | | Lumen | | Optional | | Dimming | |
|------------------------------------|------------------------|---------------------------------|------------------|--------------------------------------|-------------|--------------------------------------|--------------------------|
| <input type="text" value="E4FH"/> | Fire Rated (up to 850) | <input type="text" value="08"/> | 850 lm (8.76W) | <input type="text" value="(Blank)"/> | Non-IC | <input type="text" value="(Blank)"/> | 120V Triac/ELV |
| <input type="text" value="E4LC"/> | New Construction | <input type="text" value="12"/> | 1250 lm (12.88W) | <input type="text" value="ICA"/> | IC Airtight | <input type="text" value="D"/> | 120/277V Triac/ELV/0-10V |
| <input type="text" value="E4LRC"/> | Remodel | <input type="text" value="16"/> | 1600 lm (18W) | | | <input type="text" value="SD"/> | Sunset |
| | | | | | | <input type="text" value="L"/> | Lutron |