

# 4" Square Adjustable Light Engine

The perfect lighting solution for high-end residential and light commercial projects.



## Features

- High efficacy LED module.
- Triac/ELV/0-10V dimming.
- Must be used with ELCO 4" Cedar™ System Housings.
- Frosted acrylic module lens for even lumen distribution.
- Life span of 50,000 hours L70.
- USA designed and assembled.
- Limited 5 year warranty.
- 2 at the end of the item number denotes Generation 2. Please note Gen 2 and Gen 1 are not cross compatible.

## Specifications

<b>Wattage</b>	12.88W
<b>Lumens</b>	1250 lm
<b>Color Temp.</b>	3000K
<b>Lamp Type</b>	LED
<b>Beam Angle</b>	60°
<b>CRI</b>	93+
<b>Damp Location</b>	Listed

## Options



All White



Chrome w/White Square



All Black



All Bronze

## Technical Details

**Optics:** Frosted polycarbonate module lens diffuses light evenly throughout while reducing glare with LED technology.

**Trim Construction:** Reflector is two piece trim for maximum color versatility. Design allows for minimal glare and a strong glare cut-off. Trim is constructed of metal for lasting durability.

**Installation:** Must be installed on a Cedar™ System housing with compatible lumen rating. Frames are available for New Construction and Remodel as IC or non-IC.

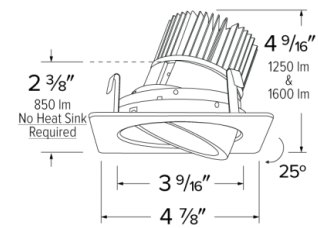
### LED Technology:

- Extremely accurate Color Rendering Index of 93+.
- Efficacy of 97 lumens per watt.
- Lumen Maintenance of 50,000 hours L70 Life based on LM80 standardized test results.
- Superior Thermal Management by utilizing ELCO Red heat sink.
- Instant On to Full Brightness technology.
- No LED pixilation.

**Sunset:** Sunset color temperature is our dim-to-warm LED technology that allows the color temperature to become warmer as the product is dimmed. Our SUNSET items start at 3000K and go as low as 1800K when dimmed. For Sunset dim technology be sure to order an item with "Sunset" in the Color Temperature (CCT) attribute.

**Listings:** cUL Listed for Wet Location. RoHS Compliant.

## Dimensions



# Product Number Builder

Example: **E428C0827W2**

ELCO 4" Adjustable

Lumens

Color Temp

Finish

Generation

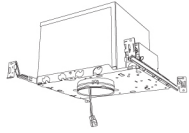
Beam Angle

<b>E428C</b>					
	<b>08</b> 850 lm	<b>27</b> 2700K	<b>W</b> All White	<b>2</b> Gen 2	60° lens
	<b>12</b> 1250 lm	<b>30</b> 3000K	<b>C</b> Chrome w/White Square	<b>1</b> Gen 1	<b>-F</b> 38° lens
	<b>16</b> 1600 lm	<b>35</b> 3500K	<b>BB</b> All Black		<b>-N</b> 24° lens
		<b>40</b> 4000K	<b>BZ</b> All Bronze		<b>-S</b> 15° lens
		<b>50</b> 5000K			
		<b>SD</b> Sunset <sup>1</sup>			

<sup>1</sup> Sunset, Dim to Warm technology, automatically transitions from 3000K to 1800K when dimmed

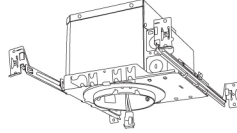
For use with 4" Cedar™ Light Engines

## 4" Cedar™ Dedicated LED ICA Housings



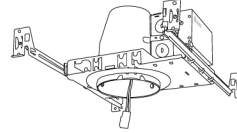
2-Hour Fire Rated  
4" ICA Housing  
**New Construction**

CAT NO.	SPECIFICATIONS
E4FH	Up to 850 lm



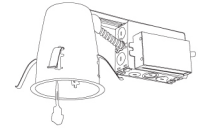
4" ICA Housing  
**New Construction**

CAT NO.	SPECIFICATIONS
E4LC	Up to 1600 lm



4" ICA Housing  
**New Construction**

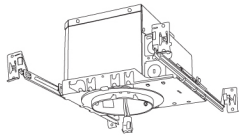
CAT NO.	SPECIFICATIONS
E4LC	Up to 850 lm



4" ICA Housing  
**Remodel**

CAT NO.	SPECIFICATIONS
E4LRC	Up to 850 lm

## 4" Cedar™ Dedicated LED Non-IC Housings



4" Non-IC Housing  
**New Construction**

CAT NO.	SPECIFICATIONS
E4LC	Up to 1600 lm



4" Non-IC Housing  
**New Construction**

CAT NO.	SPECIFICATIONS
E4LC	Up to 1250 lm



4" Non-IC Housing  
**Remodel**

CAT NO.	SPECIFICATIONS
E4LRC	Up to 1250 lm

### PRODUCT NUMBER BUILDER

Housing Type	Lumen	Optional	Dimming
<input type="text"/>	<input type="text"/>	<input type="text"/>	<input type="text"/>
<b>E4FH</b> Fire Rated (up to 850)	<b>08</b> 850 lm (8.76W)	<b>(Blank)</b> Non-IC	<b>(Blank)</b> 120V Triac/ELV
<b>E4LC</b> New Construction	<b>12</b> 1250 lm (12.88W)	<b>ICA</b> IC Airtight	<b>D</b> 120/277V Triac/ELV/0-10V
<b>E4LRC</b> Remodel	<b>16</b> 1600 lm (18W)		<b>SD</b> Sunset
			<b>L</b> Lutron