

4" Round LED Adjustable Pull-Down Insert (2nd Generation)

ELCO Lighting's G2 inserts are engineered with energy-efficient LED technology that produces even illumination with an incredible 90+ CRI. Designed to be used for New Construction, Remodel, and Retrofit applications, these inserts are rated for a life of 50,000 hours, and meet Title 24 high efficacy requirements. Suitable for IC and Non-IC housings manufactured by ELCO or others.



Features

- Fits ELCO 4" Dedicated LED Recessed Housings.
- Maximum adjustability of 80° tilt, 358° rotation.
- Includes 40° standard lens, and interchangeable 28° and 60° lens.
- Functions as a downlight, wall wash, or accent light.
- Great for lighting up artwork and spotlighting.
- Die-Cast construction provides lasting durability.
- For retrofitting on existing E26 Base housings use Medium Base Adapter (PSA30 - Not included).
- Title 24 JA8-2019 Compliant.
- Life Span of 50,000 hours L70.


Specifications

| | |
|----------------------|-----------------|
| Wattage | 11W |
| Lumens | 750 lm - 950 lm |
| Voltage | 120V |
| Color Temp. | 2700K - SunsetK |
| Dimmable | Triac/ELV |
| Lamp Type | LED |
| CRI | 90+ |
| Damp Location | Listed |

Options



All White



All Bronze



All Black

Technical Details

Construction: For use in IC and non-IC housings. Diecast construction for lasting quality and greater heat dissipation. High quality powder coat finish preventing rust and paint cracking.

Installation: Quick connect for use with ELCO housings EL490ICA, EL490RICA, EL48FICA. PSA30 (Medium Base Socket adapter) allows for use with EL99ICA, EL99RICA, EL99FICA, EL99A, EL99RA. PSA31 (GU10 Socket Adapter, not included) allows for use with EL49ICA, EL49A, EL49RA. PSA35 (GU24 Socket Adapter, not included) allows for use with EL99ICA-G24, EL99RICA-G24. Can be used in IC and non-IC housings.

Electrical: Driver connects to 120V power supply. High Efficiency driver with a power factor > 0.9. Ambient operating temperature -40°F (-40°C) to 104°F (40°C). Input wattage of 11W. Start time of less than .75 seconds.

LED Technology: Extremely accurate color rendering with 90+ CRI. Lumen Maintenance of 50,000 hours L70 Life based on LM80 standardized test results. Superior Thermal Management by utilizing integral heat sink. Instant On to Full Brightness. No LED pixelation.

Sunset: Sunset color temperature is our dim-to-warm LED technology that allows the color temperature to become warmer as the product is dimmed. Our SUNSET items start at 3000K and go as low as 1800K when dimmed. For Sunset dim technology be sure to order an item with "Sunset" in the Color Temperature (CCT) attribute.

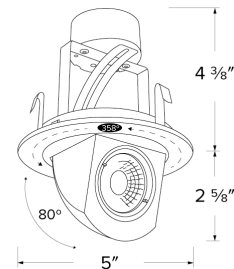
Dimmability: Works with 120V Triac and ELV type dimmers. Dims down to 10%. For full list of dimmers refer to the Dimmer Compatibility List.

Listings:

- cULus Listed for US and Canada
- cUL Listed for Damp Location.
- Title 24 JA8-2019 Compliant.

Warranty: ELCO Products are built to last with a 5-year Limited Warranty.

Dimensions



Product Numbers

| Item | Lamp type | Lumens | CCT | Watts | Voltage | Dimming | Finish |
|------------|-----------|--------|---------|-------|---------|-----------|------------|
| EL49727W2 | LED | 950 lm | 2700K | 11W | 120V | Triac/ELV | All White |
| EL49727BZ2 | LED | 750 lm | 2700K | 11W | 120V | Triac/ELV | All Bronze |
| EL49727B2 | LED | 750 lm | 2700KK | 11W | 120V | Triac/ELV | All Black |
| EL49730W2 | LED | 950 lm | 3000K | 11W | 120V | Triac/ELV | All White |
| EL49730BZ2 | LED | 950 lm | 3000K | 11W | 120V | Triac/ELV | All Bronze |
| EL49730B2 | LED | 950 lm | 3000K | 11W | 120V | Triac/ELV | All Black |
| EL4975DW2 | LED | 950 lm | SunsetK | 11W | 120V | Triac/ELV | All White |

Product Number Builder

Example: **EL49727W2**

4" Round LED Adjustable Pull-Down
Insert

EL497

Color Temp.

27 2700K

30 3000K

SD Sunset ¹

Finish

W All White

BZ All Bronze

B All Black

Second Generation


2

¹ Sunset, Dim to Warm technology, automatically transitions from 3000K to 1800K when dimmed

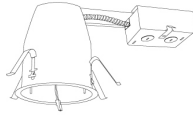
Compatible Products

For use with 4" LED inserts

4" Dedicated LED ICA Housings



4" ICA Housing
New Construction



4" ICA Housing
Remodel



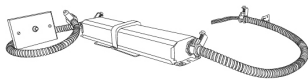
2-Hour Fire Rated ICA Housing
New Construction

| CAT NO. | SPECIFICATIONS |
|--------------|----------------------------------------|
| EL490ICA | |
| EL490ICA-7 | 277V |
| EL490ICA-EM5 | Emergency Battery Back-up (90 minutes) |

| CAT NO. | SPECIFICATIONS |
|-----------|----------------|
| EL490RICA | 5 1/2" Height |

| CAT NO. | SPECIFICATIONS |
|----------|--------------------------|
| EL48FICA | 6 7/8" Height - 120/277V |

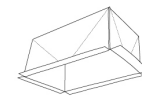
4" Accessories



Emergency Battery Backup



Fire Cover

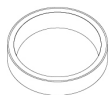


Fire Enclosure

| CAT NO. | SPECIFICATIONS |
|---------|-------------------|
| KEM-LD5 | 25W MAX, 120/277V |

| CAT NO. | SPECIFICATIONS |
|---------|---------------------|
| FIRECVR | 9 3/4" H x 17" O.D. |

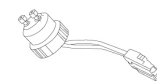
| CAT NO. | SPECIFICATIONS |
|------------|----------------------------|
| FIREENCL | 20 3/8" L x 14 3/8" W |
| FIREENCL-S | Shallow, 16" L x 14 3/8" W |



Mica Fire Tape



Socket Adapter



Socket Adapter

| CAT NO. | SPECIFICATIONS |
|----------|----------------|
| FIRETAPE | 3/4" W x 16' L |

| CAT NO. | SPECIFICATIONS |
|---------|-----------------------|
| PSA30 | Medium Base Connector |

| CAT NO. | SPECIFICATIONS |
|---------|----------------------------------|
| PSA31 | GU10 to ideal terminal connector |



ELCO Lighting

Dimmer Compatibility Chart

LED Inserts

EL397/497/597/697

For Reference Only

Testing conducted by ELCO Lighting is not a substitute for and does not imply certification by an independent laboratory or any other standards certification. Refer to manufacturer specifications for more detailed information on product certifications and standards. Consult the dimmer manufacturer prior to installation to ensure compatibility.

| Manufacturer | Product | Part Number | Dimmed Light Output Range |
|-------------------------------------------------|------------------------------------------------------------------|--------------|---------------------------|
| 120V Only | | | |
| Cooper | ASPIRE Decorator Single Pole/3-Way Dimmer | 9573WS | 10% - 100% |
| | DEVINE Decorator Dimmer | DI06P-A-K | 10% - 100% |
| Legrand | Adorne® Paddle 450W Single Pole/3-Way Dimmer | ADPD453L-W2 | 10% - 100% |
| Leviton | Illumatech Single Pole/3-Way Incandescent Dimmer | IPI06 | 10% - 100% |
| | Decora Sureslide Single Pole Slide-to-Off Incandescent Dimmer | 6631-LW | 10% - 100% |
| | Decora Sureslide Single Pole/3-Way Magnetic Low Voltage Dimmer | 6613-PL | 8% - 100% |
| Lutron | Skylark® Single Pole/3-Way Incandescent/Halogen "Eco-Dim" Dimmer | S-603PG | 5% - 85% |
| | Diva® C•L Single Pole/3-Way Dimmer | DVCL-153PR | 7%-100% |
| | Ariadni Single Pole/3-Way Dimmer | AY-600P-AL | 10% - 100% |
| | Maestro® Incandescent/Halogen Digital Fade Dimmer | MRF2-600M-WH | 10% - 100% |
| | Skylark® Single Pole/3-Way Incandescent/Halogen Dimmer | S-600P-AL | 10% - 100% |
| | Diva® Single Pole Incandescent/Halogen Dimmer | DV-600P-WH | 10% - 100% |
| | Nova® Single Pole Incandescent/Halogen Slide-to-Off Dimmer | N-600 | 10% - 100% |
| | Skylark® Single Pole Magnetic Low Voltage Dimmer | SLV-600-WH | 8% - 100% |
| Glyder® Single Pole Magnetic Low Voltage Dimmer | GLV-600-WH | 8% - 100% | |

*NOTE: Refer to dimmer manufacturer's documentation for installation instructions and circuit details

Disclaimer: Minimum and maximum loads for LEDs and CFLs are given in number of lamps and may vary depending on the lamp being used. Testing conducted by ELCO Lighting is not a substitute for and does not imply certification by an independent laboratory or any other standards certification. Refer to manufacturer specifications for more detailed information on product certifications and standards.

