

4" Retrofit Kit with Driver



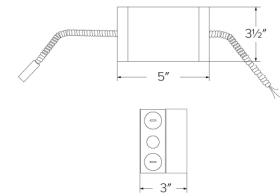
Features

- Optional 90 minutes, 120/277 VAC, 60Hz Emergency Backup.
- USA designed and assembled.
- LED Light Engine sold separately (see Compatible Trims).
- 2 at the end of the item number denotes Generation 2. Please note Gen 2 and Gen 1 are not cross compatible.

Specifications

| | |
|----------------------|-----------------|
| Lumens | 1250 lm |
| Voltage | 120/277V |
| Dimmable | Triac/ELV/0-10V |
| Power Factor | ≥0.9 |
| Damp Location | Listed |

Dimensions



Technical Details

Installation:

Designed to be installed in existing holes for retrofitting less efficient lighting technologies. Junction box is mounted with driver and can be mounted into the ceiling with flex going from power to junction box and from junction box to light engine.

Junction Box: Positioned to accommodate straight conduit runs. Seven 1/2" trade size conduit knockouts.

Electrical:

- Driver is rated for 120V and 277V input (120/277V).
- High Efficiency driver with a power factor > 0.9.
- Can be specified with Lutron drivers for specific applications.

Dimmability:

- 3 in 1 dimming: Triac, ELV and 0-10V dimming in one driver.
- 0-10V dimming down to 5% with a compatible dimmer.
- Flicker-Free Dimming.
- Can be specified with Lutron drivers for 0.1% and 1% dimming.
- For a full list of dimmers refer to the Dimmer Compatibility List.

Listings: UL Listed for Damp Location. UL Listed for Wet Location with select trims. UL Listed for Direct Contact with Insulation and Combustible Material for units up to 1600 lm. UL Listed for Feed Through.

Warranty: ELCO Products are built to last. 5-year Limited warranty.

Product Number

| Item | Lumens | Voltage | Dimming |
|------------------|---------|----------|-----------------|
| E4LTU12D2 | 1250 lm | 120/277V | Triac/ELV/0-10V |

Product Number Builder

Example: **E4LTU08D2**

ELCO Laurel 4"
Retrofit Kit

Voltage

Lumens

Dimming

Generation

Optional

E4LT

U 120/277V

08 850 lm
12 1250 lm
16 1600 lm
20 2000 lm
30 3000 lm

D Triac/ELV/0-10V
S Sunset
L Lutron

2 Gen 2
Gen 1

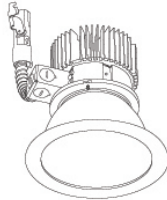
No EM
EM1 8W Emer. Backup
EM2 12W Emer. Backup

Compatible Products

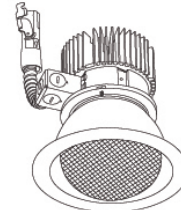
For use with 4" Laurel™ LED Frames



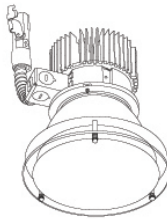
4" Laurel™ Commercial LED Light Engines



Round Reflector Trim
E410L



Round Wall Wash Trim
E411L



Drop Glass Reflector Trim
E412L

PRODUCT NUMBER BUILDER

| Laurel™ Trim | | Lumen | | Color Temperature | | Finish | | Generation | |
|----------------------|------------|----------------------|----------------------|----------------------|----------------|----------------------|-------------------|----------------------|-------|
| <input type="text"/> | | <input type="text"/> | | <input type="text"/> | | <input type="text"/> | | <input type="text"/> | |
| E410L | Reflector | 08 | 850 lm (12.5W MAX.) | 27 | 2700K | H | All Haze | (blank) | Gen 1 |
| E411L | Wall Wash | 12 | 1250 lm (16.8W MAX.) | 30 | 3000K | W | All White | 2 | Gen 2 |
| E412L | Drop Glass | 16 | 1600 lm (21W MAX.) | 35 | 3500K | B | All Black | | |
| | | 20 | 2000lm (29.4W MAX.) | 40 | 4000K | C | All Chrome | | |
| | | 30 | 3000lm (44.1W MAX.) | SD | Sunset Dimming | HW | Haze w/White Ring | | |



ELCO Lighting

Dimmer Compatibility Chart 120/277V - 0-10V/Triac/ELV Dimmers

For 4" Laurel™ System Architectural Frames

E4LHU08D2, E4LHU12D2, E4LHU16D2, E4LHU20D2, E4LHU30D2, E4LFU08D2, E4LFU12D2, E4LFU16D2, E4LFU20D2, E4LFU30D2, E4LRU08D2, E4LRU12D2, E4LRU16D2, E4LRU20D2, E4LRU30D2, E4LTU08D2, E4LTU12D2, E4LTU16D2, E4LTU20D2, E4LTU30D2

For Reference Only

Testing conducted by ELCO Lighting is not a substitute for and does not imply certification by an independent laboratory or any other standards certification. Refer to manufacturer specifications for more detailed information on product certifications and standards. Consult the dimmer manufacturer prior to installation to ensure compatibility. **The listed values were measured under ideal conditions in a test lab. Results in the field may differ.**

| Manufacturer | Product | Part Number | Dimmed Light Output Range |
|--|--|-----------------|---------------------------|
| Triac/ELV Type Dimmers - 120V Only | | | |
| Lutron | 120V AC, 150W LED/CFL or 600W Incandescent/Halogen, Single Pole, 3-Way | RRD-6CL | 1% - 100% |
| | 120V AC 60Hz, 150W LED/CFL/Incandescent/Halogen, Single Pole, 3-Way, | DVCL-153P | 1% - 100% |
| | 120V 60Hz, 150W LED/CFL or 600W Incandescent/Halogen, Single Pole, 3-Way | TGCL-153P | 1% - 100% |
| | 120V AC 60Hz, 300W Electronic Low Voltage, 3-Way, Commercial/Residential Application | DVELV-303P | 1% - 100% |
| | 120V, 600W Incandescent/Halogen, Single Pole, Residential Indoor Application | TG-600P | 1% - 100% |
| | 120V, 1000W Incandescent or 600W Magnetic Low Voltage, Single Pole, 3-Way | CT103P | 1% - 100% |
| | 120V AC 60Hz, 600W Electronic Low Voltage, Single Pole/Multi-Location, | MAELV600 | 1% - 100% |
| | 120V AC 60Hz, 500W Electronic Low Voltage, Single Pole/Multi-Location, | FAELV500 | 1% - 100% |
| | 120V AC 60Hz, 600W Incandescent/Halogen, Single Pole, Slide-to-Off Dimmer | S-600P | 1% - 100% |
| | 120V AC 60Hz, 150W LED/CFL or 600W Incandescent/Halogen, Single Pole, 3-Way | SCL-153P | 1% - 100% |
| | Caséta® Wireless Dimmer | PD-6WCL | 1% - 100% |
| | 120V AC 60Hz, Low Voltage Load Type, 150W Single Pole | DVLV-600P | 5% - 100% |
| | 120V AC, 60Hz, 600W Incandescent/Halogen, Single Pole, 3-Way, Residential and Commercial Application | DV-603P | 1% - 100% |
| | 120V AC, 50/60Hz, 150W LED/CFL, 600W Incandescent/Halogen, Single Pole, 3-Way, Indoor Application | MA-PRO | 1% - 100% |
| 120V AC 60Hz, 150W LED/CFL or 600W Incandescent/Halogen, Single Pole, 3-Way, | MACL-153M | 1% - 100% | |
| Leviton | 120V AC 60Hz, 300W Electronic Low Voltage, 400 Volt Amp, Single Pole, 3-Way, | IPE04 | 1% - 100% |
| | 120V AC 60Hz, 300W CFL or 600W Incandescent, 400 Volt Amp, Single Pole, 3-Way, | 6673-10W | 1% - 100% |
| | 120V AC, 600W Incandescent with LED Locator, Single Pole, 3-Way | VP106 | 1% - 100% |
| | 120V AC 60Hz, 500W Incandescent with LED Level Indicator, Single Pole, 3-Way | 6161 | 1% - 100% |
| | 120V AC, 150W LED/CFL or 600W Incandescent, Single Pole, 3-Way | 6674 | 1% - 100% |
| Eaton | 120V AC, 300W LED/CFL or 600W Incandescent/MLV/Halogen, Single Pole, 3-Way | TAL06P1-C1 | 1% - 100% |
| Cooper | 120V AC 60Hz, 300W LED/CFL or 600W Incandescent/Halogen, Single Pole, 3-Way | SLC03P / DAL06P | 1% - 100% |
| | 120V AC 60Hz, 300W LED/CFL or 600W Incandescent, Single Pole, 3-Way, Residential | DLC03P | 1% - 100% |
| | 120V AC 60Hz, 600W Incandescent/Halogen, Single Pole, 3-Way, | RI061-VW-K2 | 1% - 100% |
| | 120V AC 60Hz, 300W LED/CFL/ Incandescent/Halogen, Single Pole, 3-Way | AAL06A-C2 | 1% - 100% |
| Lightolier | 120V, 260W Incandescent/Halogen, Single Pole, 3-Way, | ZP260QEW | 1% - 100% |

Integrating our lighting with your Smart Home System is a breeze. Simply check your Smart Home system for compatible smart switches and cross reference that with our Dimming Compatibility Chart. Once the switches are integrated with your Smart Home system your lights will be ready to go.



| Manufacturer | Product | Part Number | Dimmed Light Output Range |
|--------------------------------------|--|-------------|---------------------------|
| 0-10V Type Dimmers - 120/277V | | | |
| Lutron | 120/277V AC, 0-10V LED/CFL Ballast, Single Pole, 3-Way | NFTV | 1% - 100% |
| | 120/277V AC, 0-10V, Single Pole, 3-Way, Commercial and Residential, Indoor Application | DVSTV | 1% - 100% |
| | 120/277V AC 50/60Hz, 0-10V LED/CFL Ballast, Single Pole, 3-Way, Indoor Application | DVTV | 1% - 100% |
| Leviton | 120/277V AC 60Hz, 0-10V LED/CFL Ballast, Single Pole, 3-Way | IP710-DL | 1% - 100% |

***NOTE: Refer to dimmer manufacturer’s documentation for installation instructions and circuit details**

Disclaimer: Minimum and maximum loads for LEDs and CFLs are given in number of lamps and may vary depending on the lamp being used. Testing conducted by ELCO Lighting is not a substitute for and does not imply certification by an independent laboratory or any other standards certification. Refer to manufacturer specifications for more detailed information on product certifications and standards.

Integrating our lighting with your Smart Home System is a breeze. Simply check your Smart Home system for compatible smart switches and cross reference that with our Dimming Compatibility Chart. Once the switches are integrated with your Smart Home system your lights will be ready to go.

