

4" Remodel Dedicated LED IC Airtight Housing



4" Remodel dedicated LED housing. Compatible with 4" LED inserts, LED modules or PSA37 with MR16 trims.

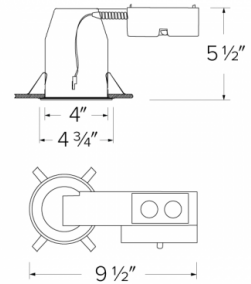
Features

- IC Airtight for direct contact with insulation.
- Meets Title 24 requirements. ENERGY STAR® Certified.
- Trims and inserts sold separately, MR16 LED with PSA37 or 4" Insert.

Specifications

Wattage	14W MAXW
Voltage	120V
Wet Location	Listed with wet location trims
Damp Location	Listed

Dimensions



Technical Details

Construction:

- Single wall IC rated for direct contact with insulation, for use in IC or non-IC conditions.
- Housing adjusts in frame to accommodate up to 1 1/4" ceiling thickness.
- Airtight housing with gasket to restrict airflow in accordance with ASTM E-283 air-tight requirements.
- Steel housing for greater heat dissipation.

Installation: Designed for ceiling plenums where 2x6 joists or taller joists are used. Maximum hole cutout is 4 3/8". Suitable for T-grid and drop ceiling applications. See installation sheet for detailed information.

Electrical:

- Input Voltage: 120V AC.
- Inherently protected.

Dimmability:

- Dimmability based on lamp.

Lamp: Designed for use with ELCO 4" LED inserts, LED modules, or PSA37 with 4" MR16 trims.

Listings:

- cUL Listed for Damp Location.
- cUL Listed for Wet Location with select trims.
- cUL Listed for Feed Through.
- cUL Listed for Direct Contact with Insulation and Combustible Material.
- Airtight per ASTM E-283.
- Install a JA8-2016-E lamp/luminaire for Title 24 Compliance.

Warranty: ELCO Lighting warrants products will be free from defects in materials and workmanship for a period of 3 years.

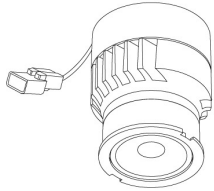
Product Number

Item	Watts	Voltage
EL490RICA	14W MAX	120V

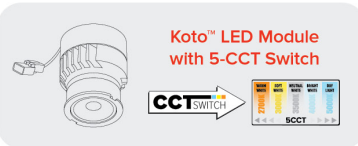
Compatible Products

For use with Dedicated 4" IC LED Housings

Koto™ LED Module



Koto™ LED Module
ELK07, ELK09,
ELK11, & ELK13



Koto™ LED Module with 5-CCT Switch



Product Number

ELK08CT5	825 lm
ELK10CT5	1000 lm

PRODUCT NUMBER BUILDER

Koto™ LED Module	Lumens	Color Temperature	Beam Angle
ELK			
07	750 lm	24 2400K ¹	(blank) 38° lens ⁶ (Standard)
09	950 lm	27 2700K	-S 18° lens
11	1150 lm	30 3000K	-N 25° lens
13	1350 lm	35 3500K	-W 60° lens
		40 4000K	-FC 18° - 50° Adjustable (ELK07 Only)
		SD Sunset Dimming ^{2,3} (For ELK09 & ELK11)	
		HC Human Centric Dimming ^{4,5} (For ELK11)	

ACCESSORIES



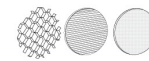
Lens

EP731C	18° Lens
EP732C	25° Lens
EP733C	38° Lens
EP734C	60° Lens

⁶EP732C, EP733C, EP734C Included

Reflectors

EP735C	15°
EP736C	25°
EP737C	38°
EP738C	60°



Secondary Optics

L45	Hex Louver
L46	Linear Louver
L47	Spread Louver

¹ Not compatible with ELK13

² Sunset, Dim to Warm technology, automatically transitions from 3000K to 1800K when dimmed

³ Available with ELK11 lumen outputs only

⁴ Human Centric, Dim to Warm technology, automatically transitions from 4000K to 2200K when dimmed

⁵ 38° lens installed. Includes 25° and 60° lens with module.

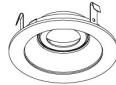
⁶ Available with ELK09 and ELK11 lumen outputs only

4" Pex™ Twist-&-Lock Trims



Reflector

ELK4118
Finishes:
(W, BB, BZ, B, C, H)



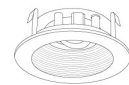
Adjustable Gimbal

ELK4129
Finishes:
(W, BB, BZ, B, C, H)



Adjustable Pinhole

ELK4127
Finishes:
(B, BB, BZ)



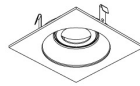
Adjustable Baffle

ELK4193
Finishes:
(W, BB, B)



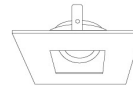
Reflector

ELK4218
Finishes:
(W, BB, BZ, B, C, H)



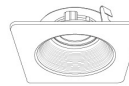
Adjustable Gimbal

ELK4229
Finishes:
(W, BB, BZ, B, C, H)



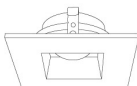
Adjustable Pinhole

ELK4227
Finishes:
(B, BB, BZ)



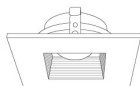
Adjustable Phenolic Baffle

ELK4293
Finishes:
(W, BB, B)



Adjustable Reflector

ELK4282
Finishes:
(W)



Adjustable Baffle

ELK4284
Finishes:
(W)

*Finishes: **W** - All White, **BB** - All Black, **BZ** - All Bronze, **B** - Black Reflector w/White Ring, **C** - Chrome Reflector w/White Ring, **H** - Haze Reflector w/White Ring

Compatible Products

For use with Dedicated 4" IC LED Housings

4" Flexa™ Twist-On Trims



Round Reflector

ELK4721

Finishes:

(**WW, BB, BZBZ, BW, CC, CW, HW, CN**)



Round Baffle

ELK4723

Finishes:

(**WW, BB, BZBZ, BW**)



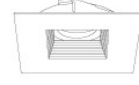
Square Reflector

ELK4741

Finishes:

(**WW, BB, BZBZ, BW, HW**)

**Not for Remodel Housing*



Square Baffle

ELK4743

Finishes:

(**WW, BB, BZBZ, BW**)

**Not for Remodel Housing*

*Finishes: **W** - All White, **WW** - All White, **B** - Black, **BB** - All Black, **BZ** - All Bronze, **CC** - All Chrome, **BZBZ** - All Bronze, **BW** - Black Reflector w/White Ring, **CW** - Chrome Reflector w/White Ring, **CN** - Chrome Reflector w/Nickel Ring, **HW** - Haze Reflector w/White Ring

Compatible Products



For use with Dedicated 4" IC LED Housings

4" LED Light Engines



Round Reflector

CAT NO.	SPECIFICATIONS
EL41527W	10W, 800 lm, 2700K
EL41530W	10W, 850 lm, 3000K
EL41535W, BZ	10W, 900 lm, 3500K
EL41540W	10W, 900 lm, 4000K
EL41550W	10W, 950 lm, 5000K
EL415CT5W, BB, BZ	12W, 850 lm, 2700K - 5000K



Round Baffle

CAT NO.	SPECIFICATIONS
EL41027W	10W, 800 lm, 2700K
EL41030W	10W, 850 lm, 3000K
EL41035W	10W, 900 lm, 3500K
EL41040W	10W, 900 lm, 4000K
EL410CT5W, BB	12W, 850 lm, 2700K - 5000K
EL41230W	14W, 1000 lm, 3000K
EL412CT5W	14W, 1000 lm, 2700K - 5000K



Round Reflector

CAT NO.	SPECIFICATIONS
EL41727C, H	14W, 1000 lm, 2700K
EL41730W, C	14W, 1000 lm, 3000K
EL41735C, H	14W, 1000 lm, 3500K
EL41740W, C, H	14W, 1000 lm, 4000K
EL417CT5W, H	14W, 1000 lm, 2700K - 5000K
EL427CT5W, BB	12.5W - 18W, 1000 - 1500 lm, 2700K - 5000K

DIMS TO WARM
SUNSET DIMMING TECHNOLOGY



Round Reflector

CAT NO.	SPECIFICATIONS
EL415SDW, BZ	10W, 700 lm, Sunset
EL410SDW, BZ	10W, 700 lm, Sunset



Square Reflector

CAT NO.	SPECIFICATIONS
EL442CT5W	11W, 850 lm, 2700K - 5000K
EL442CT3BB, BZ	11W, 750 lm, 2700K - 3500K



Square Baffle

CAT NO.	SPECIFICATIONS
EL44127W	10W, 750 lm, 2700K
EL441CT3BZ	10W, 750 lm, 2700K - 3500K
EL441CT5W	10W, 750 lm, 2700K - 5000K



Round Gimbal

CAT NO.	SPECIFICATIONS
EL41627W	9W, 620 lm, 2700K
EL416CT5W, B, BZ	9W, 650 lm, 2700K - 5000K



Square Gimbal

CAT NO.	SPECIFICATIONS
EL446CT5W, B, BZ	11W, 700 lm, 2700K - 5000K
EL446HLCT5W	12W, 1000 lm, 2700K - 5000K



Round Baffle Gimbal

CAT NO.	SPECIFICATIONS
EL41427W	10W, 625 lm, 2700K
EL41435W	10W, 675 lm, 3500K
EL414CT5W, B	12W, 650 lm, 2700K - 5000K



Round Pull Down Adjustable

CAT NO.	SPECIFICATIONS
EL49727W, B, BZ	12.6W, 840 lm, 2700K
EL49730W, B, BZ	12.6W, 840 lm, 3000K



Square Pull Down Adjustable

CAT NO.	SPECIFICATIONS
EL44727W, B, BZ	12.6W, 840 lm, 2700K
EL44730W, B, BZ	12.6W, 840 lm, 3000K



Round Pull Down Adjustable (2nd Generation)

CAT NO.	SPECIFICATIONS
EL49727W2, BZ2	11W, 950 lm, 2700K
EL49730W2, BZ2	11W, 950 lm, 3000K

*Finishes: **W** - All White, **B** - All Black, **BZ** - All Bronze, **C** - Chrome w/White Ring, **H** - Haze w/White Ring

Compatible Products

For use with Dedicated 4" IC LED Housings

4" Cedar™ LED Light Engines



Round Reflector

E410R

Finishes:

(W, BB, BZ, B, C, H, MW, MB)



Round Wall Wash Reflector

E411R

Finishes:

(W, BB, BZ, B, C, H, MW, MB)



Round Drop Glass

E412R

Finishes:

(W, BB, BZ, B, C, H, MW, MB)



Round Baffle

E414R

Finishes:

(W, BB, BZ, B)



Square on Square Baffle

E415R

Finishes:

(W, BZ)



Square on Square Reflector

E417R

Finishes:

(W, BZ, C, H)



Square on Round Reflector

E420R

Finishes:

(W, BB, BZ, C, H, MW, MB)



Square on Round Baffle

E424R

Finishes:

(W, BB, BZ, B)

PRODUCT NUMBER BUILDER

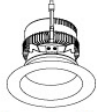
4" LED Module & Driver	Style	Lumens	Color Temperature	Finish
E4				
	10R Round Reflector	08 850 lm (10.5W)	27 2700K	W All White
	11R Round Wall Wash Reflector		30 3000K	BB All Black
	12R Round Drop Glass		35 3500K	BZ All Bronze
	14R Round Baffle		40 4000K	B Black w/White Ring
	15R Sq. on Sq. Baffle		SD Sunset Dimming	C Chrome w/White Ring
	17R Sq. on Sq. Reflector			H Haze w/White Ring
	20R Sq. on Round Reflector			MW Matte White
	24R Sq. on Round Baffle			MB Matte Black

Compatible Products



For use with Dedicated 4" IC LED Housings

4" Ply™ 120/277V LED Inserts



Round Insert with 5-CCT and 3-Lumen Switch

EL475CT5D
Finishes:
(W, H, BB, HW)



Round Insert

EL49530D
Finishes:
(W)

*Finishes: **W** - All White, **BB** - All Black, **H** - All Haze, **HW** - Haze w/White Ring

*Must be used with PLY™ Housings for 0-10V dimmability (EL490ICDXA, EL490RICDXA, EL492ICDXA, EL492RICDXA).
With non-ply housing this is non-dimmable, 120-277V input only.

4" Ply™ 120/277V Adjustable LED Inserts



Round Adjustable Gimbal

EL414
Finishes:
(DXW, DXB)



Round Adjustable Insert

EL497
Finishes:
(DXW, DXB, DXBZ DXN)



Square Adjustable Insert

EL447
Finishes:
(DXW, DXB, DXBZ DXN)

ACCESSORIES



Interchangeable Lens
(For EL497 & EL447 Series only)

EP710C 20° Beam
EP712C 60° Beam

PRODUCT NUMBER BUILDER

4" 120/277V Adjustable LED Inserts	Style	Color Temperature	Finish
EL4	14 Adjustable Gimbal 97 Round Adjustable 47 Square Adjustable	27D 2700K 30D 3000K	DXW All White DXB All Black DXBZ All Bronze DXBN All Nickel

4" Accessories



Emergency Battery Backup

CAT NO.	SPECIFICATIONS
KEM-LD5	8W, 120/277V



Fire Cover

CAT NO.	SPECIFICATIONS
FIRECVR	9 3/4" H x 17" O.D.



Fire Enclosure

CAT NO.	SPECIFICATIONS
FIREENCL	20 3/8" L x 14 3/8" W
FIREENCL-S	Shallow, 16" L x 14 3/8" W



Mica Fire Tape

CAT NO.	SPECIFICATIONS
FIRETAPE	3/4" W x 16' L