

4" LED New Construction IC Airtight Housing

ELCO Lighting's Integrated LED Mahogany System Housings are energy efficient, high output downlights with a 3 in 1 dimmable driver (Triac/ELV, 120/277V) installed on the frame. They are available with a plethora of trims for style options and interchangeable beam angle options. The housings have the driver, LED and heat sink integrated so only a trim is required to complete the job. The Mahogany System is a great high output LED downlight for new construction and remodel applications.



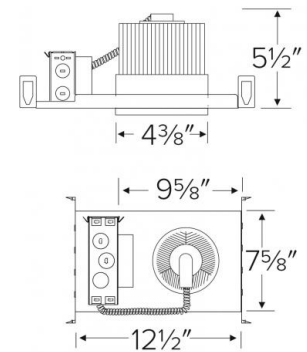
Features

- 4" LED New Construction IC Airtight Housing includes integrated LED module and driver
- Advanced heat sink design for best heat dissipation to maintain maximum LED life
- Battery backup driver available
- High output CREE LED COB
- Title 24 JA8-2022-E Compliant
- Trims sold separately

Specifications

Wattage	16W
Lumens	1200 lm
Voltage	120/277V
Color Temp.	2700K
Dimmable	Triac/ELV
Lamp Type	LED
CRI	93+
Damp Location	Listed

Dimensions



Technical Details

Construction:

- Single wall IC rated for direct contact with insulation. For use in IC and non-IC conditions.
- Housing has integrated driver, heat sink and LED COB mounted onto the heat sink.
- Compatible trims can be used for beam angle options and design options.
- Housing adjusts in frame to accommodate up to 1 1/2" ceiling thickness.
- Airtight housing with gasket to restrict airflow in accordance with ASTM E-283 air-tight requirements.

Installation: Designed for ceiling plenums where 2x6 joists or taller are used. High strength hanger bars can easily be nailed to joists. Suitable for T-grid and drop ceiling applications. See installation sheet for detailed information.

Junction Box: Positioned to accommodate straight conduit runs. Seven 1/2" trade size conduit knockouts, Four pry-out knockout slots for easy romex installation.

Hanger Bars: Pre Installed hanger bars with True Nail easy installation in regular lumber, engineered lumber, and Laminated Beams. Integral T-bar slots for easy installation in T-Bars. Spans up 24" and can be repositioned 90°. Score lines allow for tool-free hanger bar size reduction. Integral leveling flange allows for single-person installation while easily aligning the housings with the joists.

Electrical: Driver is rated for 120V and 277V input (120/277V). High Efficiency driver with a power factor > 0.9. Can be specified with Lutron drivers for specific applications. Optional 90 Minute 120/277V emergency backup.

Trims: Compatible with ELCO 4" LED Recessed Housing trims.

Dimmability: Triac and ELV dimming. Flicker-Free Dimming. Can be specified with Lutron drivers for specific applications. For full list of dimmers refer to the Dimmer Compatibility List.

Listings: UL Listed for Damp Location. UL Listed for Wet Location with select trims. UL Listed for direct contact with Insulation and combustible material. UL Listed for feed through. Meets Title 24 JA8-2022-E Compliant

Product Number

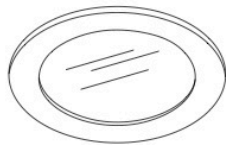
Item	Lamp type	Lumens	CCT	Watts	Voltage	Dimming
ELD47ICA	LED	1200 lm	2700K	16W	120/277V	Triac/ELV

Compatible Products

For use with 4" Mahogany Housings

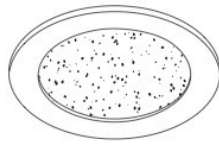


4" Mahogany Trims



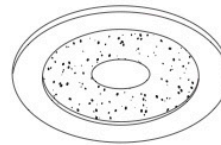
Shower Reflector Trim with Clear Lens
4 7/8" O.D. Includes 3-Optic Lens (14°, 24°, 36°)

CAT NO.	SPECIFICATIONS
EL4411W	All White



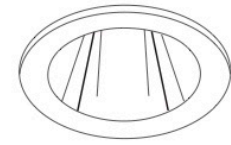
Shower Reflector Trim with Frosted Lens
4 7/8" O.D. Includes 3-Optic Lens (14°, 24°, 36°)

CAT NO.	SPECIFICATIONS
EL4412W	All White



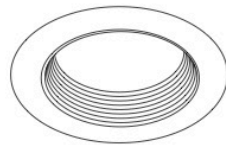
Shower Reflector Trim with Frosted Pinhole Lens
4 7/8" O.D. Includes 3-Optic Lens (14°, 24°, 36°)

CAT NO.	SPECIFICATIONS
EL4415W	All White



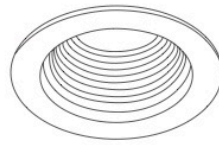
Reflector Trim with Regressed Lens
4 7/8" O.D.

CAT NO.	SPECIFICATIONS
EL4421W	All White
EL4421B	Black Ref. White Ring
EL4421H	Haze Ref. White Ring
EL4421C	Clear Ref. White Ring
EL4421BZ	All Bronze



Baffle Trim with Reflector and Regressed Frosted Lens
4 7/8" O.D.

CAT NO.	SPECIFICATIONS
EL4422W	All White



Baffle Trim with Regressed Lens
4 7/8" O.D.

CAT NO.	SPECIFICATIONS
EL4423W	All White
EL4423B	Black Bfl. White Ring
EL4423BB	All Black
EL4423BZ	All Bronze



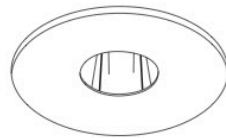
Regressed Reflector Trim with Frosted Lens
4 7/8" O.D.

CAT NO.	SPECIFICATIONS
EL4424W	All White



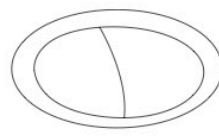
Reflector with Suspended Glass
4 7/8" O.D. Includes 3-Optic Lens (14°, 24°, 36°)

CAT NO.	SPECIFICATIONS
EL4426W	All White



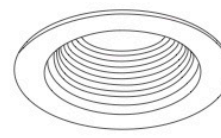
Pinhole with Reflector Trim
4 7/8" O.D. Includes 3-Optic Lens (14°, 24°, 36°)

CAT NO.	SPECIFICATIONS
EL4490W	All White



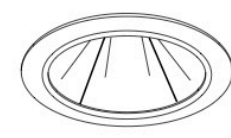
Wall Wash Trim
4 7/8" O.D. Includes 3-Optic Lens (14°, 24°, 36°)

CAT NO.	SPECIFICATIONS
EL4492W	All White



Baffle Trim
4 7/8" O.D. Includes 3-Optic Lens (14°, 24°, 36°)

CAT NO.	SPECIFICATIONS
EL4493W	All White
EL4493B	Black Bfl. White Ring



Reflector Trim
4 3/4" Sq. Includes 3-Optic Lens (14°, 24°, 36°)

CAT NO.	SPECIFICATIONS
EL4499W	All White
EL4499B	Black Ref. White Ring
EL4499C	Clear Ref. White Ring
EL4499H	Haze Ref. White Ring

4" Integrated LED Trims



Shower Square Reflector Trim with Clear Lens

4 3/4" Sq. Includes 3-Optic Lens (14°, 24°, 36°)

CAT NO.	SPECIFICATIONS
EL4511W	All White



Shower Square Reflector Trim with Frosted Lens

4 3/4" Sq. Includes 3-Optic Lens (14°, 24°, 36°)

CAT NO.	SPECIFICATIONS
EL4512W	All White



Shower Square Reflector Trim with Frosted Pinhole Lens

4 3/4" Sq. Includes 3-Optic Lens (14°, 24°, 36°)

CAT NO.	SPECIFICATIONS
EL4515W	All White



Square on Square Baffle Trim

4 3/4" Sq. Includes 3-Optic Lens (14°, 24°, 36°)

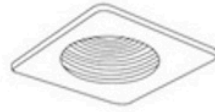
CAT NO.	SPECIFICATIONS
EL4584W	All White



Square Reflector Trim with Regressed Lens

4 3/4" Sq.

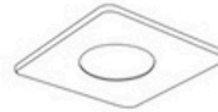
CAT NO.	SPECIFICATIONS
EL4521W	All White
EL4521C	Clear Ref. White Ring
EL4521H	Hoze Ref. White Ring
EL4521BZ	All Bronze



Square Reflector Baffle Trim with Regressed Lens

4 3/4" Sq.

CAT NO.	SPECIFICATIONS
EL4523W	All White
EL4523B	Block Bfl. White Ring
EL4523BB	All Block
EL4523BZ	All Bronze



Square Pinhole Trim

4 3/4" Sq. Includes 3-Optic Lens (14°, 24°, 36°)

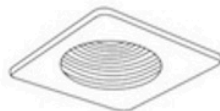
CAT NO.	SPECIFICATIONS
EL4590W	All White



Square Wall Wash Trim

4 3/4" Sq. Includes 3-Optic Lens (14°, 24°, 36°)

CAT NO.	SPECIFICATIONS
EL4592W	All White



Square Baffle Trim

4 3/4" Sq. Includes 3-Optic Lens (14°, 24°, 36°)

CAT NO.	SPECIFICATIONS
EL4593W	All White
EL4593B	Block Bfl. White Ring



Square Reflector Trim

4 7/8" O.D. Includes 3-Optic Lens (14°, 24°, 36°)

CAT NO.	SPECIFICATIONS
EL4599W	All White
EL4599B	Block Ref. White Trim
EL4599C	Clear Ref. White Trim
EL4599H	Hoze Ref. White Trim