

# 4" LED Light Engine with Square Reflector Trim

The perfect lighting solution for high-end residential and light commercial projects.




## Features

- High efficacy LED module.
- Triac/ELV/0-10V dimming.
- Must be used with ELCO 4" Cedar™ System Housings.
- Life span of 50,000 hours L70.
- USA designed and assembled.
- Limited 5 year warranty.
- 2 at the end of the item number denotes Generation 2. Please note Gen 2 and Gen 1 are not cross compatible.

## Specifications

<b>Wattage</b>	18W
<b>Lumens</b>	1600 lm
<b>Color Temp.</b>	2700K
<b>Lamp Type</b>	LED
<b>Beam Angle</b>	60°
<b>CRI</b>	93+
<b>Damp Location</b>	Listed

## Options



## Technical Details

**Optics:** Frosted polycarbonate module lens diffuses light evenly throughout while reducing glare with LED technology.

**Trim Construction:** Reflector is two piece trim for maximum color versatility. Design allows for minimal glare and a strong glare cut-off. Trim is constructed of metal for lasting durability.

**Installation:** Must be installed on a Cedar™ System housing with compatible lumen rating. Frames are available for New Construction and Remodel as IC or non-IC.

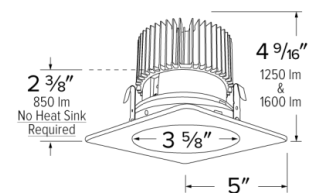
### LED Technology:

- Extremely accurate Color Rendering Index of 93+.
- Efficacy of 97 lumens per watt.
- Lumen Maintenance of 50,000 hours L70 Life based on LM80 standardized test results.
- Superior Thermal Management by utilizing ELCO Red heat sink.
- Instant On to Full Brightness technology.
- No LED pixilation.

**Sunset:** Sunset color temperature is our dim-to-warm LED technology that allows the color temperature to become warmer as the product is dimmed. Our SUNSET items start at 3000K and go as low as 1800K when dimmed. For Sunset dim technology be sure to order an item with "Sunset" in the Color Temperature (CCT) attribute.

**Listings:** cUL Listed for Wet Location. RoHS Compliant.

## Dimensions



Product Number Builder

Example: E420C0827W2

ELCO 4" Square on Round Reflector	Lumens	Color Temp.	Finish	Generation	Beam Angle
E420C					
	08 850 lm	27 2700K	W All White	2 Gen 2	60° lens
	12 1250 lm	30 3000K	BZ All Bronze	1 Gen 1	-F 38° lens
	16 1600 lm	35 3500K	H Haze with White Trim		-N 24° lens
		40 4000K	C Chrome with White Trim		-S 15° lens
		50 5000K	MW Matte White		
		SD Sunset <sup>1</sup>	MB Matte Black		
			BB All Black		
			B Black with White Trim		

<sup>1</sup> Sunset, Dim to Warm technology, automatically transitions from 3000K to 1800K when dimmed

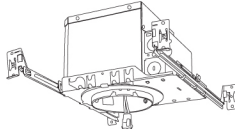
For use with **4" Cedar™** Light Engines

## 4" Cedar™ Dedicated LED ICA Housings



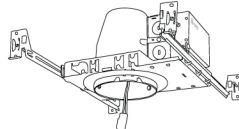
2-Hour Fire Rated  
4" ICA Housing  
**New Construction**

CAT NO.	SPECIFICATIONS
E4FH	Up to 850 lm



4" ICA Housing  
**New Construction**

CAT NO.	SPECIFICATIONS
E4LC	Up to 1600 lm



4" ICA Housing  
**New Construction**

CAT NO.	SPECIFICATIONS
E4LC	Up to 850 lm



4" ICA Housing  
**Remodel**

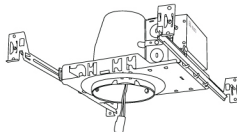
CAT NO.	SPECIFICATIONS
E4LRC	Up to 850 lm

## 4" Cedar™ Dedicated LED Non-IC Housings



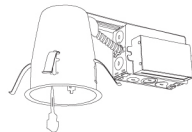
4" Non-IC Housing  
**New Construction**

CAT NO.	SPECIFICATIONS
E4LC	Up to 1600 lm



4" Non-IC Housing  
**New Construction**

CAT NO.	SPECIFICATIONS
E4LC	Up to 1250 lm



4" Non-IC Housing  
**Remodel**

CAT NO.	SPECIFICATIONS
E4LRC	Up to 1250 lm

### PRODUCT NUMBER BUILDER

Housing Type		Lumen	Optional	Dimming
<div></div>		<div></div>	<div></div>	<div></div>
<b>E4FH</b>	Fire Rated (up to 850)	<b>08</b> 850 lm (8.76W)	<b>(Blank)</b> Non-IC	<b>(Blank)</b> 120V Triac/ELV
<b>E4LC</b>	New Construction	<b>12</b> 1250 lm (12.88W)	<b>ICA</b> IC Airtight	<b>D</b> 120/277V Triac/ELV/0-10V
<b>E4LRC</b>	Remodel	<b>16</b> 1600 lm (18W)		<b>SD</b> Sunset
				<b>L</b> Lutron