

4" LED Light Engine with Pinhole Trim



Features

- High efficacy LED module.
- Triac/ELV/0-10V dimming.
- Must be used with ELCO 4" Cedar™ System Housings.
- Frosted acrylic module lens for even lumen distribution.
- Life span of 50,000 hours L70.
- USA designed and assembled.
- warranty.5 yearLimited.
- 2 at the end of the item number denotes Generation 2.
Please note Gen 2 and Gen 1 are not cross compatible.

Specifications

Wattage	12.88W
Lumens	1250 lm
Color Temp.	4000K
Lamp Type	LED
Beam Angle	60°

Options



Black w/ White Trim



Chrome w/ White Trim



All-White

Technical Details

Optics: Frosted polycarbonate module lens diffuses light evenly throughout while reducing glare with LED technology.

Trim Construction: Reflector is two-piece trim for maximum color versatility. Design allows for minimal glare and a strong glare cut-off. Trim is constructed of metal for lasting durability.

Installation: Must be installed on a Cedar™ System housing with compatible lumen rating. Frames are available for New Construction and Remodel as IC or non-IC.

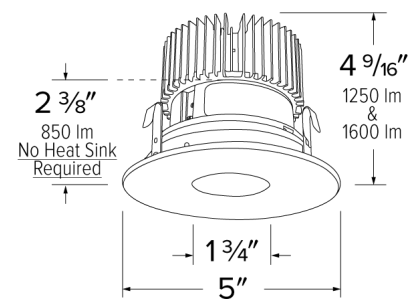
LED Technology:

- Extremely accurate Color Rendering Index of 93+.
- Efficacy of 97 lumens per watt.
- Lumen Maintenance of 50,000 hours L70 Life based on LM80 standardized test results.
- Superior Thermal Management by utilizing ELCO Red heat sink.
- Instant On to Full Brightness technology.
- No LED pixilation.

Sunset: Sunset color temperature is our dim-to-warm LED technology that allows the color temperature to become warmer as the product is dimmed. Our SUNSET items start at 3000K and go as low as 1800K when dimmed. For Sunset dim technology be sure to order an item with "Sunset" in the Color Temperature (CCT) attribute.

Listings: cUL Listed for Wet Location. RoHS Compliant.

Dimensions



Product Number Builder

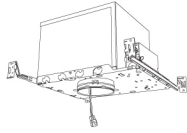
Example: **E429C0827W2**

ELCO 4" Light Engine	Lumen	Color Temperature	Finsh	Generation	Beam Angle
E429C					
	08 850 lm	27 2700K	W All White	2 Gen 2	60° lens
	12 1250 lm	30 3000K	C Chrome with White Trim	1 Gen 1	-F 38° lens
	16 1600 lm	35 3500K	B Black with White Trim		-N 24° lens
		40 4000K			-S 15° lens
		50 5000K			
		SD Sunset ¹			

¹ Sunset, Dim to Warm technology, automatically transitions from 3000K to 1800K when dimmed

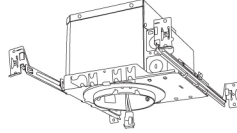
For use with 4" Cedar™ Light Engines

4" Cedar™ Dedicated LED ICA Housings



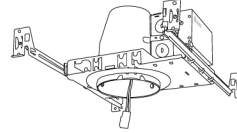
2-Hour Fire Rated
4" ICA Housing
New Construction

CAT NO.	SPECIFICATIONS
E4FH	Up to 850 lm



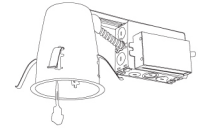
4" ICA Housing
New Construction

CAT NO.	SPECIFICATIONS
E4LC	Up to 1600 lm



4" ICA Housing
New Construction

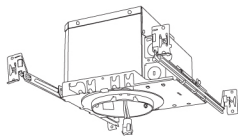
CAT NO.	SPECIFICATIONS
E4LC	Up to 850 lm



4" ICA Housing
Remodel

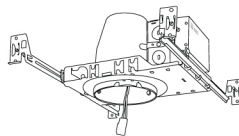
CAT NO.	SPECIFICATIONS
E4LRC	Up to 850 lm

4" Cedar™ Dedicated LED Non-IC Housings



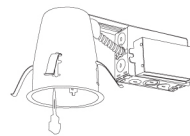
4" Non-IC Housing
New Construction

CAT NO.	SPECIFICATIONS
E4LC	Up to 1600 lm



4" Non-IC Housing
New Construction

CAT NO.	SPECIFICATIONS
E4LC	Up to 1250 lm



4" Non-IC Housing
Remodel

CAT NO.	SPECIFICATIONS
E4LRC	Up to 1250 lm

PRODUCT NUMBER BUILDER

Housing Type		Lumen		Optional		Dimming	
E4FH	Fire Rated (up to 850)	08	850 lm (8.76W)	(Blank)	Non-IC	(Blank)	120V Triac/ELV
E4LC	New Construction	12	1250 lm (12.88W)	ICA	IC Airtight	D	120/277V Triac/ELV/0-10V
E4LRC	Remodel	16	1600 lm (18W)			SD	Sunset
						L	Lutron