

4" LED Light Engine with Drop Glass Trim



Features

- USA Designed and Assembled.
- Frame sold separately (see Compatible Housings).
- 2 at the end of the item number denotes Generation 2. Please note Gen 2 and Gen 1 are not cross compatible.

Specifications

Wattage	12.8W
Lumens	1250 lm
Color Temp.	3000K
Lamp Type	LED
Beam Angle	60°
CRI	93+
Wet Location	Listed

Options



Haze(semi-specular)



White



Black



Chrome



Haze w/White Trim

Technical Details

Optics: Frosted polycarbonate lens diffuses light evenly throughout while reducing glare with LED technology.

Reflector Construction: Reflector is one piece, deep, self-flanged construction spun from .05" thick High Grade Aluminum. Reflector allows for minimal glare and a strong glare cut-off. Drop glass helps to virtually eliminate glare.

Installation: Must be installed on a Laurel System frame with compatible lumen rating. Frames are available for New Construction, Remodel and as a Retrofit Kit.

LED Technology:

- Extremely accurate Color Rendering Index of 93+ CRI.
- Efficacy of >90 lumens per watt.
- Lumen Maintenance of 50,000 hours L70 Life based on LM80 standardized test results.
- Superior Thermal Management by utilizing ELCO Red heat sink.
- Instant On to Full Brightness technology.
- No LED pixilation.

Sunset: Sunset color temperature is our dim-to-warm LED technology that allows the color temperature to become warmer as the product is dimmed. Our SUNSET items start at 3000K and go as low as 1800K when dimmed. For Sunset dim technology be sure to order an item with "Sunset" in the Color Temperature (CCT) attribute.

Listings: cULus Listed for Wet Location. RoHS Compliant.

Warranty: ELCO Products are built to last. 5-year Limited warranty.

Dimensions



Product Number Builder Example: E412L0827W2

ELCO 4" Drop Glas	Laurel	Lumens	Color Temp.	Finish	Generation	Beam Angle
E412	L					
		08 850 lm 12 1250 lm 16 1600 lm 20 2000 lm 30 3000 lm	27 2700K ¹ 30 3000K 35 3500K 40 4000K 50 5000K SD Sunset ^{1,2}	W All White B All Black C All Chrome H All Haze (Semi-Specular) HW Haze with White Trim	2 Gen 2 1 Gen 1	60° -F 38° ¹ -N 24° ¹ -S 15° ¹

¹ Available for lumen packages up to 3000 lm only

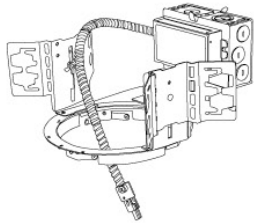
² Sunset, Dim to Warm technology, automatically transitions from 3000K to 1800K when dimmed

Compatible Products

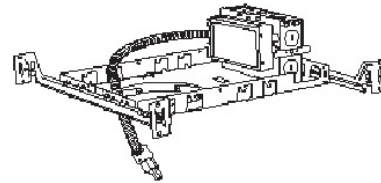


For use with 4" Laurel™ Light Engines

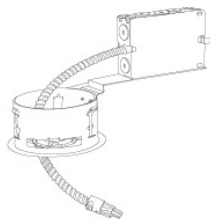
4" Laurel™ Commercial LED Frames



4" Architectural Frame
E4LH



4" Plaster Frame
E4LF



4" Remodel Frame
E4LR



4" Retrofit Kit
E4LT

PRODUCT NUMBER BUILDER

Frame Type	Voltage	Lumen	Dimming	Optional	Generation
E4LH Architectural	U 120/277V	08 850 lm	D Triac/ELV/0-10V	EM1 Emergency Backup up to 700 lm output	(blank) Gen 1
E4LF Plaster		12 1250 lm	S Sunset	EM2 Emergency Backup up to 1100 lm output	2 Gen 2
E4LR Remodel		16 1600 lm	L Lutron		
E4LT Retrofit		20 2000 lm			
		30 3000 lm			