

4" LED Light Engine with Drop Glass Reflector Trim

The perfect lighting solution for high-end residential and light commercial projects.



Features

- High efficacy LED module.
- Triac/ELV/0-10V dimming.
- Must be used with ELCO 4" Cedar™ System Housings.
- Frosted acrylic module lens for even lumen distribution.
- Life span of 50,000 hours L70.
- USA designed and assembled.
- Limited 5 year warranty.
- 2 at the end of the item number denotes Generation 2. Please note Gen 2 and Gen 1 are not cross compatible.

Specifications

Wattage	18W
Lumens	1600 lm
Color Temp.	SunsetK
Lamp Type	LED
Beam Angle	60°
CRI	93+
Damp Location	Listed

Options



Black w/White Trim



All Bronze



Chrome w/White Trim



Chrome w/Nickel Trim



Haze w/White Trim



All White



All Black

Technical Details

Optics: Frosted polycarbonate module lens diffuses light evenly throughout while reducing glare with LED technology.

Trim Construction: Reflector is two piece trim for maximum color versatility. Design allows for minimal glare and a strong glare cut-off. Trim is constructed of metal for lasting durability.

Installation: Must be installed on a Cedar™ System housing with compatible lumen rating. Frames are available for New Construction and Remodel as IC or non-IC.

LED Technology:

- Extremely accurate Color Rendering Index of 93+.
- Efficacy of 97 lumens per watt.
- Lumen Maintenance of 50,000 hours L70 Life based on LM80 standardized test results.
- Superior Thermal Management by utilizing ELCO Red heat sink.
- Instant On to Full Brightness technology.
- No LED pixilation.

Sunset: Sunset color temperature is our dim-to-warm LED technology that allows the color temperature to become warmer as the product is dimmed. Our SUNSET items start at 3000K and go as low as 1800K when dimmed. For Sunset dim technology be sure to order an item with "Sunset" in the Color Temperature (CCT) attribute.

Listings: cUL Listed for Wet Location. RoHS Compliant.

Dimensions



Product Number Builder

Example: **E412C0827W2**

ELCO 4" Drop Glass Reflector

E412C

Lumens

- 08** 850 lm
- 12** 1250 lm
- 16** 1600 lm

Color Temp.

- 27** 2700K
- 30** 3000K
- 35** 3500K
- 40** 4000K
- 50** 5000K
- SD** Sunset ¹

Finish

- W** All White
- BB** All Black
- BZ** All Bronze
- B** Black with White Trim
- C** Chrome with White Trim
- H** Haze with White Trim

Generation

- 2** Gen 2
- 1** Gen 1

Beam Angle

- 60° lens
- F** 38° lens
- N** 24° lens
- S** 15° lens

¹ Sunset, Dim to Warm technology, automatically transitions from 3000K to 1800K when dimmed

Compatible Products

For use with **4" Cedar™** Light Engines

4" Cedar™ Dedicated LED ICA Housings



2-Hour Fire Rated
4" ICA Housing
New Construction



4" ICA Housing
New Construction



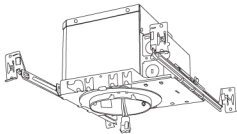
4" ICA Housing
New Construction



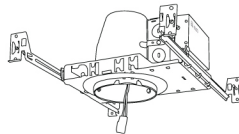
4" ICA Housing
Remodel

CAT NO.	SPECIFICATIONS	CAT NO.	SPECIFICATIONS	CAT NO.	SPECIFICATIONS	CAT NO.	SPECIFICATIONS
E4FH	Up to 850 lm	E4LC	Up to 1600 lm	E4LC	Up to 850 lm	E4LRC	Up to 850 lm

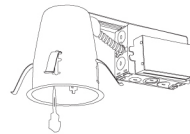
4" Cedar™ Dedicated LED Non-IC Housings



4" Non-IC Housing
New Construction



4" Non-IC Housing
New Construction



4" Non-IC Housing
Remodel

CAT NO.	SPECIFICATIONS	CAT NO.	SPECIFICATIONS	CAT NO.	SPECIFICATIONS
E4LC	Up to 1600 lm	E4LC	Up to 1250 lm	E4LRC	Up to 1250 lm

PRODUCT NUMBER BUILDER

Housing Type	Lumen	Optional	Dimming
<input type="text"/>	<input type="text"/>	<input type="text"/>	<input type="text"/>
E4FH Fire Rated (up to 850)	08 850 lm (8.76W)	(Blank) Non-IC	(Blank) 120V Triac/ELV
E4LC New Construction	12 1250 lm (12.88W)	ICA IC Airtight	D 120/277V Triac/ELV/0-10V
E4LRC Remodel	16 1600 lm (18W)		SD Sunset
			L Lutron