

4" LED Light Engine with

Drop Glass Reflector Trim

The perfect lighting solution for high-end residential and light commercial projects.




Features	Specifications
<ul style="list-style-type: none"> High efficacy LED module. Triac/ELV/0-10V dimming. Must be used with ELCO 4" Cedar™ System Housings. Frosted acrylic module lens for even lumen distribution. Life span of 50,000 hours L70. USA designed and assembled. Limited 5 year warranty. 2 at the end of the item number denotes Generation 2. Please note Gen 2 and Gen 1 are not cross compatible. 	Wattage 8.76W
	Lumens 850 lm
	Color Temp. 3500K
	Lamp Type LED
	Beam Angle 60°
	CRI 93+
	Damp Location Listed

Technical Details

- Optics:** Frosted polycarbonate module lens diffuses light evenly throughout while reducing glare with LED technology.
- Trim Construction:** Reflector is two piece trim for maximum color versatility. Design allows for minimal glare and a strong glare cut-off. Trim is constructed of metal for lasting durability.
- Installation:** Must be installed on a Cedar™ System housing with compatible lumen rating. Frames are available for New Construction and Remodel as IC or non-IC.

- LED Technology:**
 - Extremely accurate Color Rendering Index of 93+.
 - Efficacy of 97 lumens per watt.
 - Lumen Maintainece of 50,000 hours L70 Life based on LM80 standardized test results.
 - Superior Thermal Management by utilizing ELCO Red heat sink.
 - Instant On to Full Brightness technology.
 - No LED pixilation.
- Sunset:** Sunset color temperature is our dim-to-warm LED technology that allows the color temperature to become warmer as the product is dimmed. Our SUNSET items start at 3000K and go as low as 1800K when dimmed. For Sunset dim technology be sure to order an item with "Sunset" in the Color Temperature (CCT) attribute.
- Listings:** cUL Listed for Wet Location. RoHS Compliant.


Options




Black w/White Trim




All Bronze




Chrome w/White Trim



Chrome w/Nickel Trim



Haze w/White Trim

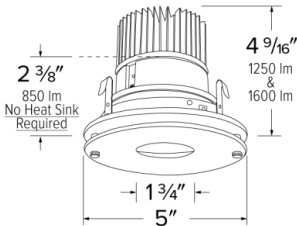


All White



All Black

Dimensions



Product Number Builder

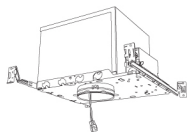
Example: E412C0827W2

ELCO 4" Drop Glass Reflector	Lumens	Color Temp.	Finish	Generation	Beam Angle
E412C					
	08 850 lm	27 2700K	W All White	2 Gen 2	60º lens
	12 1250 lm	30 3000K	BB All Black	1 Gen 1	-F 38º lens
	16 1600 lm	35 3500K	BZ All Bronze		-N 24º lens
		40 4000K	B Black with White Trim		-S 15º lens
		50 5000K			
		SD Sunset ¹	C Chrome with White Trim		
			H Haze with White Trim		

¹ Sunset, Dim to Warm technology, automatically transitions from 3000K to 1800K when dimmed

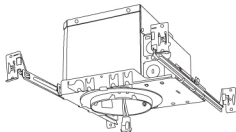
For use with 4" Cedar™ Light Engines

4" Cedar™ Dedicated LED ICA Housings



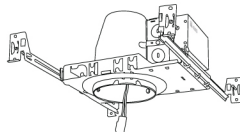
2-Hour Fire Rated
4" ICA Housing
New Construction

CAT NO.	SPECIFICATIONS
E4FH	Up to 850 lm



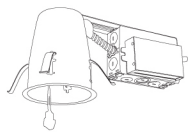
4" ICA Housing
New Construction

CAT NO.	SPECIFICATIONS
E4LC	Up to 1600 lm



4" ICA Housing
New Construction

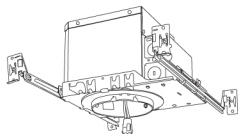
CAT NO.	SPECIFICATIONS
E4LC	Up to 850 lm



4" ICA Housing
Remodel

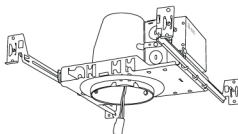
CAT NO.	SPECIFICATIONS
E4LRC	Up to 850 lm

4" Cedar™ Dedicated LED Non-IC Housings



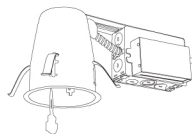
4" Non-IC Housing
New Construction

CAT NO.	SPECIFICATIONS
E4LC	Up to 1600 lm



4" Non-IC Housing
New Construction

CAT NO.	SPECIFICATIONS
E4LC	Up to 1250 lm



4" Non-IC Housing
Remodel

CAT NO.	SPECIFICATIONS
E4LRC	Up to 1250 lm

PRODUCT NUMBER BUILDER

Housing Type		Lumen	Optional	Dimming
<div></div>		<div></div>	<div></div>	<div></div>
E4FH	Fire Rated (up to 850)	08 850 lm (8.76W)	(Blank) Non-IC	(Blank) 120V Triac/ELV
E4LC	New Construction	12 1250 lm (12.88W)	ICA IC Airtight	D 120/277V Triac/ELV/0-10V
E4LRC	Remodel	16 1600 lm (18W)		SD Sunset
				L Lutron