

4" IC Airtight Shallow New Construction Housing

4" new construction dedicated LED housing. Compatible with 4" LED inserts, LED modules or PSA37 with MR16 trims. Can include step-down transformer.



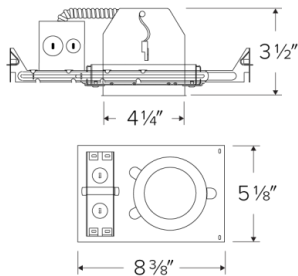
Features

- Single wall IC airtight shallow construction, for use in insulated ceilings.
- Transformer (EL492ICA-7 only) 277V to 120V step-down transformer.
- Meets Title 24 requirements. ENERGY STAR® Certified.
- Trims and inserts sold separately, MR16 LED with PSA37 or 4" Insert.

Specifications

Wattage	14W
Voltage	277V
Wet Location	Listed with Shower Trims
Damp Location	Listed

Dimensions



Technical Details

Construction:

- Shallow single wall IC rated for direct contact with insulation, for use in IC or non-IC conditions.
- Housing adjusts in frame to accommodate up to 1 1/2" ceiling thickness.
- Airtight housing with gasket to restrict airflow in accordance with ASTM E-283 air-tight requirements.
- Steel housing for greater heat dissipation. Stamped galvanized steel frame.

Installation: Designed for ceiling plenums where 2x6 joists or taller joists are used. High strength hanger bars can easily be nailed to joists. Maximum hole cutout is 4 1/4". Suitable for T-grid and drop ceiling applications. See installation sheet for detailed information.

Junction Box: Positioned to accommodate straight conduit runs. Seven 1/2" trade size conduit knockouts, four 3/4" knockouts with pry-out knockout slots. 4 Romex pryouts with strain relief.

Hanger Bars: Pre-installed hanger bars with TrueNail facilitate easy installation in regular lumber, engineered lumber, and laminated beams. Integral T-bar slots for easy installation in T-bars. Spans up to 24" and can be repositioned 90°. Score lines allow for tool-free hanger bar size reduction. Integral leveling flange allows for single-person installation while aligning the housings with the joists.

Electrical: Input Voltage: 120V AC. Inherently protected.

Dimmability: Dimmability based on lamp.

Lamp: Designed for use with ELCO 4" LED inserts, LED modules, or PSA37 with 4" MR16 trims.

Listings:

- cUL Listed for Damp Location.
- cUL Listed for Wet Location with select trims.
- cUL Listed for Feed Through.
- cUL Listed for Direct Contact with Insulation and Combustible Material.
- Airtight per ASTM E-283.
- Install a JA8-2016-E lamp for Title 24 Compliance.

Warranty: ELCO Lighting warrants products will be free from defects in materials and workmanship for a period of 5 years.

Product Number

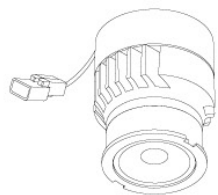
Item	Description	Watts	Voltage
EL492ICA-7	with 277V to 120V Step-Down Transformer	14W	277V

Compatible Products

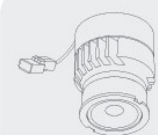
For use with Dedicated 4" IC LED Shallow Housings



Koto™ LED Module



Koto™ LED Module
ELK07, ELK09, & ELK11



Koto™ LED Module
with 5-CCT Switch



Product Number

ELK08CT5 825 lm
ELK10CT5 1000 lm

PRODUCT NUMBER BUILDER

Koto™ LED Module	Lumens	Color Temperature	Beam Angle
ELK			
07	750 lm	27 2700K	(blank) 38° lens (Standard)
09	950 lm	30 3000K	-S 18° lens
11	1150 lm	35 3500K	-N 25° lens
		40 4000K	-W 60° lens
		SD Sunset Dimming (For ELK09 & ELK11)	-FC 18° - 50° Adjustable (ELK07 Only)

ACCESSORIES



Lens

EP731C 18° Lens
EP732C 25° Lens
EP733C 38° Lens
EP734C 60° Lens

**EP732C, EP733C, EP734C Included*



Snoot

L50W White
L50B Black



Secondary Optics

L45 Hex Louver
L46 Linear Lens
L47 Spread Louver
L49 Frosted Lens
L51 Color Shifter

4" Pex™ Twist-On Compatible Trims



Adjustable Spot

ELK4188

Finishes:

(W, B, BZ)

*Finishes: **W** - All White, **B** - All Black, **BZ** - All Bronze

Compatible Products

For use with 4" Dedicated LED ICA Shallow Housings



4" LED Inserts



Round Baffle

CAT NO.	SPECIFICATIONS
EL41027W	10W, 800 lm, 2700K
EL41030W	10W, 850 lm, 3000K
EL41035W	10W, 900 lm, 3500K
EL41040W	10W, 900 lm, 4000K
EL410CT5W, BB	12W, 850 lm, 2700K - 5000K



Round Reflector

CAT NO.	SPECIFICATIONS
EL41527W	10W, 800 lm, 2700K
EL41530W	10W, 850 lm, 3000K
EL41535W, BZ	10W, 900 lm, 3500K
EL41540W	10W, 900 lm, 4000K
EL41550W	10W, 950 lm, 5000K
EL415CT5W, BZ, BB	12W, 850 lm, 2700K - 5000K



Round Reflector

CAT NO.	SPECIFICATIONS
EL41727H, C	14W, 1000 lm, 2700K
EL41730C	14W, 1000 lm, 3000K
EL41735W, H, C	14W, 1100 lm, 3500K
EL41740W, H, C	14W, 1200 lm, 4000K
EL417CT5W, H	14W, 1000 lm, 2700K - 5000K



Round 5-CCT Reflector

CAT NO.	SPECIFICATIONS
EL455CT5W	9W, 600 lm, 2700K - 5000K



Round Insert

CAT NO.	SPECIFICATIONS
EL415SDW, BZ	10W, 700 lm, Sunset, Reflector



Round 5-CCT Baffle

CAT NO.	SPECIFICATIONS
EL412CT5W	14W, 1000 lm, 2700K - 5000K



Round Baffle Gimbal

CAT NO.	SPECIFICATIONS
EL414CT5W, B	13W, 700 lm, 2700K - 5000K



Round Gimbal

CAT NO.	SPECIFICATIONS
EL416CT5W, B, BZ	9W, 700 lm, 2700K - 5000K



Round Gimbal

CAT NO.	SPECIFICATIONS
EL416HLCT5W	12W, 1000 lm, 2700K - 5000K



Square Gimbal

CAT NO.	SPECIFICATIONS
EL446CT5W, B, BZ	9W, 700 lm, 2700K - 5000K



Square Baffle

CAT NO.	SPECIFICATIONS
EL44127W	10W, 700 lm, 2700K
EL441CT5W	10W, 750 lm, 2700K - 5000K
EL441CT3BZ	10W, 750 lm, 2700K - 3500K



Square Reflector

CAT NO.	SPECIFICATIONS
EL442CT5W, BB, BZ	11W, 850 lm, 2700K - 5000K

*Finishes: **W** - All White, **BZ** - All Bronze, **C** - Chrome w/White Ring, **H** - Haze w/White Ring