

4" IC Airtight Remodel Housing for Architectural Koto™ LED Engine



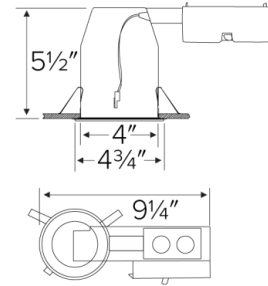
Features

- IC Airtight for direct contact with insulation.
- Koto™ Architectural Housing: 120/277V 0-10V/Triac/ELV or 120V Triac/ELV with optional Emergency Battery Backup.
- Must be used with Architectural Koto™ LED Light Engines (ELK19, ELK21, or ELK24 Series).
- Lumen output based on module

Specifications

Wattage	11.8W
Lumens	750 (ELK19) - 950 (ELK21) - 1100 (ELK24) lm
Voltage	120/277V or 120V
Dimmable	Triac/ELV, 0-10V/Triac/ELV

Dimensions



Technical Details

Lamp: Designed for use with ELCO Architectural Koto™ LED Light Engines (ELK19, ELK21, or ELK24 Series).

Construction:

- Single Wall IC Rated for direct contact with insulation, for use in IC or non-IC conditions.
- Housing adjusts in frame to accommodate up to 1 1/2" ceiling thickness.
- Airtight housing with gasket to restrict airflow in accordance with ASTM E-283 air-tight requirements.
- Steel housing for greater heat dissipation. Stamped galvanized steel frame.

Installation: Designed for ceiling plenums where 2x6 joists or taller joists are used. Maximum hole cutout is 4 1/4". See installation sheet for detailed information.

Junction Box: Positioned to accommodate straight conduit runs. Seven 1/2" trade size conduit knockouts, four 3/4" knockouts. Pry-out knockout slots. 4 Romex pryouts with strain relief.

Electrical:

- Input Voltage: 120V .
- Inherently protected.

Dimmability:

- Dimmability based on lamp.

Listings:

- cUL Listed for Damp Location.
- cUL Listed for Wet Location with select trims.
- cUL Listed for Feed Through.
- cUL Listed for Direct Contact with Insulation and Combustible Material.
- Airtight per ASTM E-283.
- Install a JA8-2016-E lamp/luminaire for Title 24 Compliance.

Warranty: ELCO Lighting warrants products will be free from defects in materials and workmanship for a period of 3 years.

Product Numbers

Item	Description	Lumens	Watts	Voltage	Dimming
E4LK87RICA	Remodel	750 (ELK19) - 950 (ELK21) - 1100 (ELK24) lm	11.8W	120V	Triac/ELV
		750 (ELK19) - 950 (ELK21) - 1100 (ELK24) lm			
E4LK88RICAD	Remodel	750 (ELK19) - 950 (ELK21) - 1100 (ELK24) lm	11.8W	120/277V	0-10V/Triac/ELV

Product Number Builder

Example: **E4LK87RICA**

4" Koto™ Standard ICA Remodel Housing

Voltage

Dimming

E4LK

87 120V ¹

88 120/277V ²

RICA Triac/ELV

RICAD 0-10V/Triac/ELV

¹ Available as 120V, Triac/ELV only

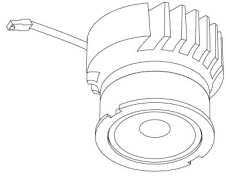
² Available as 120/277V, 0-10V/Triac/ELV only

Compatible Products

For use with Dedicated 4" Architectural ICA LED Housings



Koto™ Architectural LED Light Engine



Koto™ LED Light Engine
ELK19 - ELK21

PRODUCT NUMBER BUILDER			
Koto™ LED Light Engine	Lumens	Color Temperature	Beam Angle
ELK			
19	750 - 850 lm ¹	27D 2700K	(blank) 38° lens (Standard)
21	1100 - 1500 lm ¹	30D 3000K	-S 18° lens
24	1100 - 1800 lm ¹	35D 3500K	-N 25° lens
		40D 4000K	-W 60° lens
		SD Sunset Dimming (ELK19 Only)	-FC 18° - 50° Adjustable (ELK21 Only)

¹Wattage based on housing.

ACCESSORIES



Lens

EP731C	18° Lens
EP732C	25° Lens
EP733C	38° Lens
EP734C	60° Lens

^{*}EP732C, EP733C, EP734C Included



Snoot

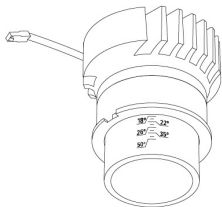
L50W	White
L50B	Black



Secondary Optics

L45	Hex Louver
L46	Linear Lens
L47	Spread Louver
L49	Frosted Lens
L51	Color Shifter

Koto™ FOCUS Architectural LED Light Engine



Koto™ FOCUS LED Light Engine

PRODUCT NUMBER BUILDER			
Koto™ FOCUS LED Light Engine	Lumens	Color Temperature	Beam Angle
ELK			
21	1100 - 1500 lm	27D 2700K	-FC 18° - 50° Adjustable Focus
		30D 3000K	
		35D 3500K	
		40D 4000K	

¹Wattage based on housing.

4" Pex™ Twist-On Trims



Shallow Reflector

ELK4116
Finishes:
(W, H)



Reflector

ELK4118
Finishes:
(W, BB, BZ, B, C, H)



Adjustable Gimbal

ELK4129
Finishes:
(W, BB, BZ, B, C, H)



Adjustable Pinhole

ELK4127
Finishes:
(W, B, BB, BZ, N, CP)



Adjustable Baffle

ELK4193
Finishes:
(W, BB, B)



Rotatable Slot Aperture

ELK4120
Finishes:
(W)



Slot Aperture

ELK4130
Finishes:
(W)



Adjustable Spot

ELK4188
Finishes:
(W, B, BZ)

Compatible Products



For use with Dedicated 4" Architectural ICA LED Housings & ALO™ Box

4" Pex™ Twist-On Trims



Shallow Reflector

ELK4216
Finishes:
(W, H)



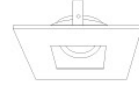
Reflector

ELK4218
Finishes:
(W, BB, BZ, B, C, H)



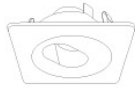
Adjustable Gimbal

ELK4229
Finishes:
(W, BB, BZ, B, C, H)



Adjustable Pinhole

ELK4227
Finishes:
(W, B, BB, BZ, N)



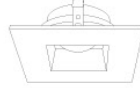
Adjustable Slot Rotatable

ELK4220
Finishes:
(W)



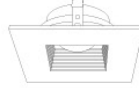
Adjustable Phenolic Baffle

ELK4293
Finishes:
(W, BB, B)



Adjustable Reflector

ELK4282
Finishes:
(W, BZ)



Adjustable Baffle

ELK4284
Finishes:
(W, B, BZ)

*Finishes: **W** - All White, **BB** - All Black, **BZ** - All Bronze, **B** - Black Reflector w/White Ring, **C** - Chrome Reflector w/White Ring, **H** - Haze Reflector w/White Ring

4" Flexa™ Twist-On Trims



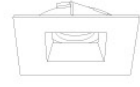
Round Reflector

ELK4721
Finishes:
(WW, BB, BZBZ, BW, CC, CW, HW, CN)



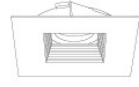
Round Baffle

ELK4723
Finishes:
(WW, BB, BZBZ, BW)



Square Reflector

ELK4741
Finishes:
(WW, BB, BZBZ, BW, HW)
**Not for Remodel Housing*



Square Baffle

ELK4743
Finishes:
(WW, BB, BZBZ, BW)
**Not for Remodel Housing*



Adjustable Sq. Reflector

ELK4759
Finishes:
(WW, BB, B, H)

*Finishes: **W** - All White, **BB** - All Black, **BZ** - All Bronze, **B** - Black Reflector w/White Ring, **C** - Chrome Reflector w/White Ring, **H** - Haze Reflector w/White Ring