


# 4" Cedar System New Construction IC Airtight Housing w/Driver

Double Wall IC Airtight housing for high-end residential and light commercial, 1250 lumen.



## Features

- cUL Listed for direct contact with insulation.
- Optional 90 minutes, 120/277 VAC, 60Hz, Emergency Backup.
- Flicker-Free Dimming.
- USA designed and assembled.
- Limited 5 year warranty.
- For use with ELCO Cedar™ System 4" LED Light Engines.
- 2 at the end of the item number denotes Generation 2. Please note Gen 2 and Gen 1 are not cross compatible.

## Specifications

|                             |                                       |
|-----------------------------|---------------------------------------|
| <b>Lumens</b>               | 1250 lm - 1600 lm                     |
| <b>Voltage</b>              | 120/277V or 120V                      |
| <b>Dimmable</b>             | Triac/ELV,<br>Triac/ELV/0-10V, Sunset |
| <b>Power Factor</b>         | ≥0.95                                 |
| <b>Damp Location Listed</b> |                                       |

## Options



Optional Butterfly Bracket

## Technical Details

### Construction:

- Double wall IC rated for direct contact with insulation. For use in IC and non-IC conditions. Up to 1600 lumens.
- Housing adjusts in frame to accommodate up to 1 1/2" ceiling thickness.
- Airtight housing with gasket to restrict airflow in accordance with ASTM E-283 air-tight requirements.

### Installation:

- Designed for ceiling plenums where 2x6 joists or taller are used.
- High strength hanger bars can easily be nailed to joists.
- Suitable for T-grid and drop ceiling applications.
- See installation sheet for detailed information.
- Emergency Battery Back-up Option requires access from above.

**Junction Box:** Positioned to accommodate straight conduit runs. Two 3/4" knockouts, Seven 1/2" trade size conduit knockouts, One 3/8" knockout. Four Pry-out knockout slots for easy romex installation.

**Hanger Bars:** Pre Installed hanger bars with True Nail easy installation in regular lumber, engineered lumber, and Laminated Beams. Integral T-bar slots for easy installation in T-Bars. Spans up 24" and can be repositioned 90°. Score lines allow for tool-free hanger bar size reduction. Integral leveling flange allows for single-person installation while easily aligning the housings with the joists.

### Electrical:

- Driver is rated for 120V and 277V input (120/277V).
- High Efficiency driver with a power factor > 0.95.

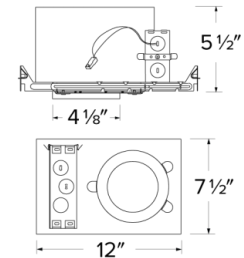
**Emergency Battery Pack:** Optional 90 minute battery pack available with test indicator switch. Note that double wall housings require Access From Above Ceiling for Battery Maintenance.

### Dimmability:

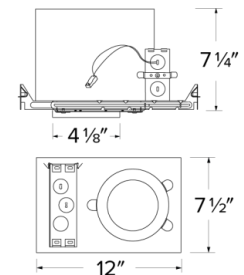
- 3 in 1 dimming: Triac, ELV and 0-10V dimming in one driver.
- 0-10V dimming down to 5% with a compatible dimmer.
- Can be specified with Lutron drivers for 0.1% and 1% dimming.
- For a full list of dimmers refer to the Dimmer Compatibility List.

**Listings:** cUL Listed for Damp Location and for Wet Location with select trims. cUL Listed for Direct Contact with Insulation and Combustible Material. cUL Listed for Feed Through.

## E4LC12



## E4LC16



## Product Numbers

| Item               | Lumens  | Voltage  | Dimming         |
|--------------------|---------|----------|-----------------|
| <b>E4LC12ICA2</b>  | 1250 lm | 120V     | Triac/ELV       |
| <b>E4LC12ICAD2</b> | 1250 lm | 120/277V | Triac/ELV/0-10V |

| Item               | Lumens  | Voltage  | Dimming         |
|--------------------|---------|----------|-----------------|
| <b>E4LC12ICASD</b> | 1250 lm | 120/277V | Sunset          |
| <b>E4LC16ICA2</b>  | 1600 lm | 120V     | Triac/ELV       |
| <b>E4LC16ICAD2</b> | 1600 lm | 120/277V | Triac/ELV/0-10V |
| <b>E4LC16ICASD</b> | 1600 lm | 120/277V | Sunset          |

## Product Number Builder Example: E4LC12ICA2

| ELCO Cedar 4" Housing | Lumens                                 | IC Airtight    | Dimming   | Generation              | Optional  |
|-----------------------|--|----------------|---|-------------------------|---|
| <b>E4LC</b>           | <b>12</b> 1250 lm<br><b>16</b> 1600 lm | <b>ICA</b> ICA | 120V Triac/ELV<br><b>D</b> Triac/ELV/0-10V<br><b>SD</b> Sunset<br><b>L</b> Lutron | <b>2</b> Gen 2<br>Gen 1 | No EM<br><b>EM1</b> Emer. Backup up to 700 lm<br><b>EM2</b> Emer. Backup to 1100 lm |

# Compatible Products



For use with 4" Cedar™ IC LED housings

## 4" Cedar™ LED Light Engines



**Round Reflector Trim**

**E410C**

Finishes:

(W, B, C, H, BZ, BB, MW, MB)



**Wall Wash Reflector Trim**

**E411C**

Finishes:

(W, B, C, H, BZ, BB, MW, MB)



**Drop Glass Reflector Trim**

**E412C**

Finishes:

(W, B, C, H, BB, MW, MB)



**Round Baffle Trim**

**E414C**

Finishes:

(W, B, BZ, BB)



**Round Pinhole Trim**

**E429C**

Finishes:

(W, B, C)



**Square on Sq. Baffle Trim**

**E415C**

Finishes:

(W, BZ)



**Square on Sq. Reflector Trim**

**E417C**

Finishes:

(W, BZ)



**Round on Sq. Reflector Trim**

**E420C**

Finishes:

(W, C, H, BZ, BB)



**Round on Sq. Baffle Trim**

**E424C**

Finishes:

(W, B, BZ, BB)



**Round Adjustable Trim**

**E418C**

Finishes:

(W, C, BB, BZ)



**Square Adjustable Trim**

**E428C**

Finishes:

(W, C, BB, BZ)

### PRODUCT NUMBER BUILDER

| 4" Cedar™ Trim | Style                  | Lumen                      | Color Temperature        | Finish                       |
|----------------|------------------------|----------------------------|--------------------------|------------------------------|
| <b>E4</b>      |                        |                            |                          |                              |
| <b>10C</b>     | Reflector              | <b>12</b> 1250 lm (12.88W) | <b>27</b> 2700K          | <b>W</b> All White           |
| <b>11C</b>     | Wall Wash              | <b>16</b> 1600 lm (18W)    | <b>30</b> 3000K          | <b>B</b> Black w/White Ring  |
| <b>12C</b>     | Drop Glass             |                            | <b>35</b> 3500K          | <b>BZ</b> All Bronze         |
| <b>14C</b>     | Baffle                 |                            | <b>40</b> 4000K          | <b>BB</b> All Black          |
| <b>15C</b>     | Sq. on Sq. Baffle      |                            | <b>50</b> 5000K          | <b>C</b> Chrome w/White Ring |
| <b>17C</b>     | Sq. on Sq. Reflector   |                            | <b>SD</b> Sunset Dimming | <b>H</b> Haze w/White Ring   |
| <b>18C</b>     | Round Adjustable       |                            |                          | <b>MW</b> Matte White        |
| <b>20C</b>     | Round on Sq. Reflector |                            |                          | <b>MB</b> Matte Black        |
| <b>24C</b>     | Round on Sq. Baffle    |                            |                          |                              |
| <b>28C</b>     | Square Adjustable      |                            |                          |                              |

# Compatible Products

For use with 4" Cedar™ IC LED housings



## 4" Accessories

---



**Fire Cover**

| CAT NO. | SPECIFICATIONS      |
|---------|---------------------|
| FIRECVR | 9 3/4" H x 17" O.D. |



**Fire Enclosure**

| CAT NO.    | SPECIFICATIONS                |
|------------|-------------------------------|
| FIREENCL   | 20 3/8" L x 14 3/8" W         |
| FIREENCL-S | Shallow,<br>16" L x 14 3/8" W |



**Mica Fire Tape**

| CAT NO.  | SPECIFICATIONS |
|----------|----------------|
| FIRETAPE | 3/4" W x 16' L |