

4" 0-10V Square Adjustable LED Insert

The Ply System 0-10V dimmable LED Inserts are engineered with energy-efficient LED technology and with a 120/277V 0-10V dimmable driver for a budget friendly 0-10V solution. Designed to be used for New Construction, Remodel with ELCO Ply System Housings or as a retrofit with existing housings.



Features

- 0-10V/Triac/ELV Dimmable
- 120/277V Driver
- Interchangeable lens available for multiple beam angles. 36° Standard, 20° (EP710C) and 60° (EP712C) optional
- Adjustability of 65° tilt and 356° rotation
- Lumens (Wattage): 850 lm (12.6W), 900 lm (12.6W)
- 93+ CRI for extremely accurate color rendering
- cUL listed
- Energy Star Certified
- Title 24 JA8-2019 Compliant
- Life span of 50,000 hours L70
- Compatible with EL490 Family (not for use in shallow housings)

Specifications

Wattage	12.6W
Lumens	850 lm - 900 lm
Voltage	120/277V
Color Temp.	2700K - 3000K
Dimmable	Triac/ELV/0-10V
Beam Angle	36°
CRI	93+
Damp Location	Listed

Options



Technical Details

Optics: Frosted polycarbonate lens diffuses light evenly throughout while reducing glare with LED Array technology.

Construction: For use in IC and non-IC housings. Diecast construction for lasting quality and greater heat dissipation. High quality powder coat finish preventing rust and paint cracking.

Installation: Quick connect for use with EL49FICDXA, EL49FICDXA-B, EL490ICDXA, EL490ICDXA-B and EL490RICDXA.

Electrical: Driver connects to 120/277V power supply. High Efficiency driver with a power factor > 0.9. Ambient operating temperature -40°F (-40°C) to 104°F (40°C). Input wattage of 14W. Start time of less than .75 seconds.

LED Technology:

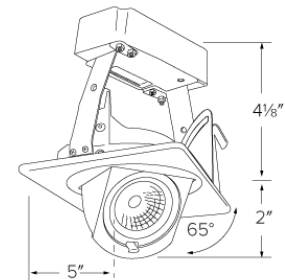
- Extremely accurate color rendering with 93+ CRI.
- Lumen Maintenance of 50,000 hours L70 Life based on LM80 standardized test results.
- Superior Thermal Management by utilizing integral heat sink.
- Instant On to Full Brightness.
- No LED pixelation.

Dimmability: Works with Triac/ELV/0-10V dimmers . Dims down to 10%. For full list of dimmers refer to the Dimmer Compatibility List.

Listings:

- cUL Listed for Damp Location.
- RoHS Compliant.
- ENERGY STAR® Certified.
- Title 24 JA8-2019 Compliant.

Dimensions



Product Numbers

Item	Lumens	CCT	Watts	Voltage	Dimming	Beam Angle	Finish
EL44727DXW	850 lm	2700K	12.6W	120/277V	Triac/ELV/0-10V	36°	All White
EL44727DXB	850 lm	2700K	12.6W	120/277V	Triac/ELV/0-10V	36°	All Black
EL44730DXW	900 lm	3000K	12.6W	120/277V	Triac/ELV/0-10V	36°	All White
EL44730DXB	900 lm	3000K	12.6W	120/277V	Triac/ELV/0-10V	36°	All Black

Warranty: ELCO Products are built to last with a 5-year Limited Warranty.

Product Number Builder Example: EL44727DXW

ELCO 4" adjustable LED Inserts

Color Temp.

Finish

EL447

27 2700K

30 3000K

DXW All White

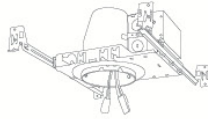
DXB All Black

DXBZ All Bronze

Compatible Products

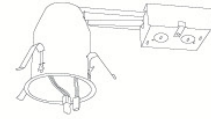
For use with 4" 0-10V Adjustable LED Inserts

4" 0-10V Dedicated LED Housings



4" 0-10V Dedicated LED Housing
New Construction

CAT NO.	SPECIFICATIONS
EL490ICDXA	14W, 120/277V
EL490ICDXA-EM5	Emergency Back-Up



4" 0-10V Dedicated LED Housing
New Construction

CAT NO.	SPECIFICATIONS
EL490RICDXA	14W, 120/277V



2-Hour Fire Rated 4" 0-10V Dedicated LED Housing
New Construction

CAT NO.	SPECIFICATIONS
EL49FICDXA	7 3/4" Height - 14W, 120/277V



ELCO Lighting

Dimmer Compatibility Chart

0-10V Dimming LED Inserts

EL447&497

For Reference Only

Testing conducted by ELCO Lighting is not a substitute for and does not imply certification by an independent laboratory or any other standards certification. Refer to manufacturer specifications for more detailed information on product certifications and standards. Consult the dimmer manufacturer prior to installation to ensure compatibility.

Manufacturer	Product	Part Number	Dimmed Light Output Range
Triac/ELV Type Dimmers			
Eaton	AL Series, Decorator Single-Pole/3-Way Preset Dimmer	DAL06P	10% - 100%
	DEVINE Decorator, Single Pole/3-Way Dimmer	DLC03P	10% - 100%
	SKYE Slide, Single-Pole/3-Way Preset Dimmer	SLC03P	10% - 100%
Leviton	Decora 4-Level Step Electro-Mechanical Incandescent Dimmer	6161-W	10% - 100%
	Decora Incandescent Dimmer, Single Pole Slide-to-Off with Optional Locator Light	6631-L	10% - 100%
	Decora Incandescent Dimmer, Single Pole/3-Way with Preset ON/OFF Switch	6633-PL	10% - 100%
	Trimatron Deluxe 3-Way Electro-Mechanical Incandescent Rotary Dimmer with Push ON/OFF	6683-IW	10% - 100%
	Decora Incandescent Dimmer with LED Locator	IPI06-1L	10% - 100%
	Decora Single-Pole/3-Way, IllumaTech Preset Electro-Mechanical Electronic Low-Voltage Slide Dimmer	IPE04-1L	10% - 100%
	Vizia+ Electronic Low Voltage Dimmer with LED Locator and Brightness Display: Neutral Required	VPE06-1L	10% - 100%
Lightolier	Sunrise Quiet Electronic Low Voltage Dimmer	ZP260QE	10% - 100%
Lutron	Skylark Contour® Single Pole/3-Way Incandescent/Halogen or Magnetic Low Voltage, Preset Dimmer	CT-103P	10% - 100%
	Diva® Series Single Pole Dimmer	DV-600P	10% - 100%
	Diva® Series 150W Single Pole/3-Way Dimmer	DVCL-153P	5% - 86%
	Diva® (gloss) 3-Way, Electronic Low Voltage Dimmer	DVELV-303P	10% - 100%
	Faetra® Single Pole, Electronic Low Voltage Dimmer	FAELV-500	10% - 100%
	Lumea® Gloss Single Pole, Incandescent/Halogen, Preset Dimmer	LG-600PH	10% - 100%
	Maestro® (Gloss) Single Pole/Multi-Location, Electronic Low Voltage Dimmer	MAELV-600	10% - 100%
	Skylark® Series 600W Single Pole	S-600P	10% - 100%
	Skylark® Single Pole/3-Way, Incandescent/Halogen, Preset, "Eco-Dim" Dimmer	S-603PG	5% - 85%
	Skylark® 300W, Single Pole, Electronic Low Voltage, Preset Dimmer	SELV-300P	10% - 100%
	Ariadni®/Toggler® Single Pole, Incandescent/Halogen Dimmer	TG-600P	10% - 100%
Ariadni®/Toggler® Series 150W Single Pole/3-Way Dimmer	TGCL-153P	5% - 86%	
0 – 10V Type Dimmers			
Lutron	Diva® (Gloss) Single Pole. Must be used with power pack model PP-DV (120-277V) or PP-347H (347V)	DVTV	10% - 100%
	Nova® Single Pole. Must be used with power pack model PP-DV (120-277V), or PP-347H (347V)	NFTV	10% - 100%
Leviton	IllumaTech Single Pole/3-Way Preset 0-10VDC Slide Dimmer	IP710-DL	10% - 100%

*NOTE: Refer to dimmer manufacturer's documentation for installation instructions and circuit details

Disclaimer: Minimum and maximum loads for LEDs and CFLs are given in number of lamps and may vary depending on the lamp being used. Testing conducted by ELCO Lighting is not a substitute for and does not imply certification by an independent laboratory or any other standards certification. Refer to manufacturer specifications for more detailed information on product certifications and standards.