

4" 0-10V Remodel Dedicated LED Housing

4" remodel dedicated LED housing. Compatible with 4" 0-10V LED inserts and 0-10V Koto™ Modules.



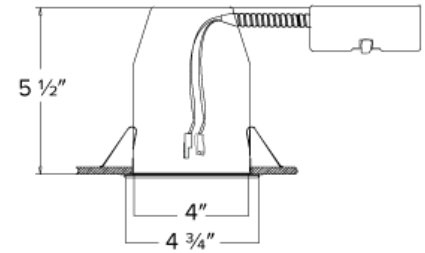
Features

- Wired for 0-10V Dimming
- Single wall IC Airtight rated for Direct Contact with Insulation
- 120/277V Input
- Meets restricted air flow requirements (per ASTM E-283)
- cUL Listed for direct contact with Insulation
- cUL Listed for Damp Locations
- cUL Listed for Wet Location with Wet Location Rated Inserts
- cUL Listed for Feed Through
- CA Title 24 Compliant

Specifications

Voltage	120/277V
Dimmable	0-10V/Triac/ELV
Wet Location	Listed
Damp Location	Listed

Dimensions



Technical Details

Installation: Designed for ceiling plenums where 2x6 joists or taller joists are used. Maximum hole cutout is 4 1/4". Suitable for T-grid and drop ceiling applications. See installation sheet for detailed information.

Electrical: Input Voltage: 120/277V. Inherently protected.

Dimmability: Dimmability based on lamp.

Lamp: Designed for use with ELCO 4" 0-10V LED inserts and 0-10V Koto™ Module

Listings:

- cUL Listed for Damp Location.
- cUL Listed for Wet Location with select trims.
- cUL Listed for Feed Through.
- cUL Listed for Direct Contact with Insulation and Combustible Material.
- Airtight per ASTM E-283.
- Install a JA8-2016-E lamp/luminaire for Title 24 Compliance.

Warranty: ELCO Lighting warrants products will be free from defects in materials and workmanship for a period of 3 years.

Product Number

Item	Description	Voltage	Dimming
EL490RICDXA	4" Remodel	120/277V	0-10V/Triac/ELV

Compatible Products



For use with Dedicated 4" IC LED Housings

4" Ply™ 0-10V Dimmable, 120/277V LED Inserts



Round Insert

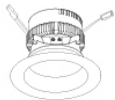
EL495

Finishes:

(DW, DHW, DCW)

PRODUCT NUMBER BUILDER

4" 120/277V LED Inserts	Color Temperature	Finish
EL495	30 3000K (800 lm) 35 3500K (850 lm) 40 4000K (900 lm)	DW All White DHW Haze w/White Ring DCW Chrome w/White Ring





Round Insert with 5-CCT and 3-Lumen Switch

EL475CT5DW

All White

CAT NO.	COLOR TEMPERATURE	LUMENS
EL475CT5DW	5-CCT Switch 2700K, 3000K, 3500K, 4000K, 5000K	3-Lumen Switch 850 lm, 1000 lm, 1500 lm

4" Ply™ 0-10V Dimmable, 120/277V Adjustable LED Inserts



Round Adjustable Gimbal

EL414

Finishes:

(DXW, DXB)



Round Adjustable Insert

EL497

Finishes:

(DXW, DXB, DXBZ DXN)



Square Adjustable Insert

EL447

Finishes:

(DXW, DXB, DXBZ DXN)



ACCESSORIES

Interchangeable Lens
(For EL497 & EL447 Series only)

EP710C 20° Beam
EP712C 60° Beam

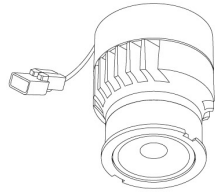
PRODUCT NUMBER BUILDER

4" 120/277V Adjustable LED Inserts	Style	Color Temperature	Finish
EL4	14 Adjustable Gimbal 97 Round Adjustable 47 Square Adjustable	27D 2700K 30D 3000K	DXW All White DXB All Black DXBZ All Bronze DXBN All Nickel

Compatible Products

For use with Dedicated 4" 0-10V Koto ICAD LED Housings

0-10V Koto™ LED Module



**0-10V Koto™
LED Module
ELK10DX**

PRODUCT NUMBER BUILDER				
0-10V Koto™ LED Module	Lumens	Voltage	Color Temperature	Beam Angle
ELK				
	10 1000 lm	DX 120/277V	27 2700K	(blank) 38° lens (Standard)
			30 3000K	-S 18° lens
			35 3500K	-N 25° lens
			40 4000K	-W 60° lens
			SD Sunset Dimming	

ACCESSORIES



Lens

- EP731C** 18° Lens
- EP732C** 25° Lens
- EP733C** 38° Lens
- EP734C** 60° Lens

*EP732C, EP733C, EP734C Included



Snoot

- L50W** White
- L50B** Black



Secondary Optics

- L45** Hex Louver
- L46** Linear Lens
- L47** Spread Louver
- L49** Frosted Lens
- L51** Color Shifter

4" Pex™ Round Twist-On Trims



Recommended to be used with Maximum Adjustability Housing

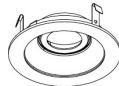


Reflector

ELK4118

Finishes:

(W, BB, BZ, B, C, H)



Adjustable Gimbal

ELK4129

Finishes:

(W, BB, BZ, B, C, H)

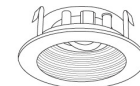


Adjustable Pinhole

ELK4127

Finishes:

(B, BB, BZ)



Adjustable Baffle

ELK4193

Finishes:

(W, BB, B)



Slot Aperture

ELK4130

Finishes:

(W)



Rotatable Slot Aperture

ELK4120

Finishes:

(W)



Adj. Wall Wash

ELK4122

Finishes:

(W)

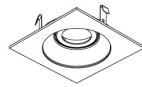
Compatible Products

For use with Dedicated 4" 0-10V Koto ICAD LED Housings

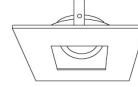
4" Pex™ Square Twist-On Trims



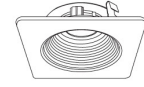
Reflector
ELK4218
Finishes:
(W, BB, BZ, B, C, H)



Adjustable Gimbal
ELK4229
Finishes:
(W, BB, BZ, B, C, H)



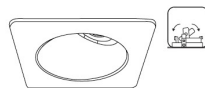
Adjustable Pinhole
ELK4227
Finishes:
(B, BB, BZ)



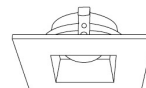
Adjustable Phenolic Baffle
ELK4293
Finishes:
(W, BB, B)



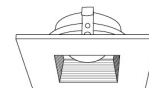
Adj. Slot Rotatable Aperture
ELK4220
Finishes:
(W)



Adjustable Wall Wash
ELK4222
Finishes:
(W)



Adjustable Reflector
ELK4282
Finishes:
(W)

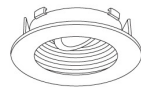


Adjustable Baffle
ELK4284
Finishes:
(W)

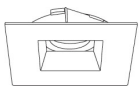
4" Flexa™ Twist-On Trims



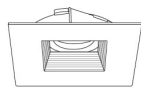
Round Reflector
ELK4721
Finishes:
(WW, BB, BZBZ, BW, CC, CW, HW, CN)



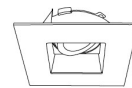
Round Baffle
ELK4723
Finishes:
(WW, BB, BZBZ, BW)



Square Reflector
ELK4741
Finishes:
(WW, BB, BZBZ, BW, HW)
**Not for Remodel Housing*



Square Baffle
ELK4743
Finishes:
(WW, BB, BZBZ, BW)
**Not for Remodel Housing*



Adjustable Square Reflector
ELK4759
Finishes:
(WW, BB, B, H)

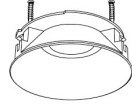
Compatible Products

For use with Dedicated 4" 0-10V Koto ICAD LED Housings

4" Pex™ Trimless • Only for use with EL485ICDXA & EL490AJICDXA



Round Spackle Frame Only
EL4SFR



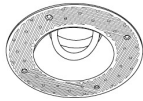
Round Smooth Reflector

ELK408
Finishes:
(W, B, BZ, H)



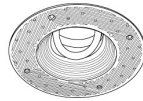
Round Adjustable Reflector

ELK415
Finishes:
(W, B, BZ, H)



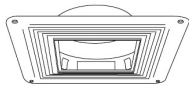
Adjustable Reflector with Spackle Frame

ELK430
Finishes:
(W, B, BZ, H)

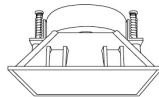


Adjustable Baffle with Spackle Frame

ELK434
Finishes:
(W, B, BZ)

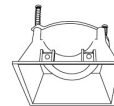


Sq. Spackle Frame
EL4SFS



Sq. Smooth Reflector

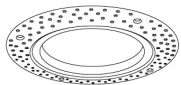
ELK445
Finishes:
(W, B, H)



Sq. Adjustable Reflector

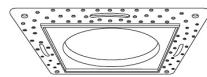
ELK459
Finishes:
(W, B, H)

4" Flush Mount Trim Adaptors



Round Flush Mount

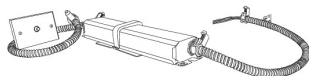
EL4FMR
For use with
ELK41 & Unique™ Trims



Square Flush Mount

EL4FMS
For use with
ELK42 Trims

4" Accessories



Emergency Battery Backup

CAT NO.	SPECIFICATIONS
KEM-LD5	8W, 120/277V

* Requires access from above



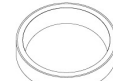
Fire Cover

CAT NO.	SPECIFICATIONS
FIRECVR	9 3/4" H x 17" O.D.



Fire Enclosure

CAT NO.	SPECIFICATIONS
FIREENCL	20 3/8" L x 14 3/8" W
FIREENCL-S	Shallow, 16" L x 14 3/8" W



Mica Fire Tape

CAT NO.	SPECIFICATIONS
FIRETAPE	3/4" W x 16' L