

# 4" 0-10V Remodel Dedicated LED Housing

4" remodel dedicated LED housing. Compatible with 4" 0-10V LED inserts and 0-10V Koto™ Modules.



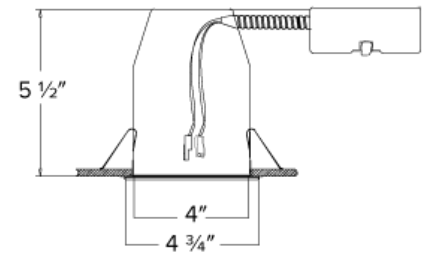
## Features

- Wired for 0-10V Dimming
- Single wall IC Airtight rated for Direct Contact with Insulation
- 120/277V Input
- Meets restricted air flow requirements (per ASTM E-283)
- cUL Listed for direct contact with Insulation
- cUL Listed for Damp Locations
- cUL Listed for Wet Location with Wet Location Rated Inserts
- cUL Listed for Feed Through
- CA Title 24 Compliant

## Specifications

<b>Voltage</b>	120/277V
<b>Dimmable</b>	0-10V/Triac/ELV
<b>Wet Location</b>	Listed
<b>Damp Location</b>	Listed

## Dimensions



## Technical Details

**Installation:** Designed for ceiling plenums where 2x6 joists or taller joists are used. Maximum hole cutout is 4 1/4". Suitable for T-grid and drop ceiling applications. See installation sheet for detailed information.

**Electrical:** Input Voltage: 120/277V. Inherently protected.

**Dimmability:** Dimmability based on lamp.

**Lamp:** Designed for use with ELCO 4" 0-10V LED inserts and 0-10V Koto™ Module

### Listings:

- cUL Listed for Damp Location.
- cUL Listed for Wet Location with select trims.
- cUL Listed for Feed Through.
- cUL Listed for Direct Contact with Insulation and Combustible Material.
- Airtight per ASTM E-283.
- Install a JA8-2016-E lamp/luminaire for Title 24 Compliance.

**Warranty:** ELCO Lighting warrants products will be free from defects in materials and workmanship for a period of 3 years.

## Product Numbers

Item	Description	Voltage	Dimming
<b>EL490RICDXA</b>	4" Remodel	120/277V	0-10V/Triac/ELV
<b>EL490RICDXA-EM</b>	Emergency Battery Backup	120/277V	0-10V/Triac/ELV

# Compatible Products



For use with Dedicated 4" IC LED Housings

## 4" Ply™ 0-10V Dimmable, 120/277V LED Inserts



**Round Insert**

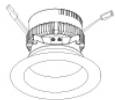
**EL495**

Finishes:

(DW, DHW, DCW)

### PRODUCT NUMBER BUILDER

4" 120/277V LED Inserts	Color Temperature	Finish
<b>EL495</b>	<b>30</b> 3000K (800 lm) <b>35</b> 3500K (850 lm) <b>40</b> 4000K (900 lm)	<b>DW</b> All White <b>DHW</b> Haze w/White Ring <b>DCW</b> Chrome w/White Ring





**Round Insert with 5-CCT  
and 3-Lumen Switch**

**EL475CT5DW**

All White

CAT NO.	COLOR TEMPERATURE	LUMENS
EL475CT5DW	5-CCT Switch 2700K, 3000K, 3500K, 4000K, 5000K	3-Lumen Switch 850 lm, 1000 lm, 1500 lm

## 4" Ply™ 0-10V Dimmable, 120/277V Adjustable LED Inserts



**Round Adjustable Gimbal**

**EL414**

Finishes:

(DXW, DXB)



**Round Adjustable Insert**

**EL497**

Finishes:

(DXW, DXB, DXBZ DXN)



**Square Adjustable Insert**

**EL447**

Finishes:

(DXW, DXB, DXBZ DXN)

### ACCESSORIES



**Interchangeable Lens**  
(For EL497 & EL447 Series only)

**EP710C** 20° Beam  
**EP712C** 60° Beam

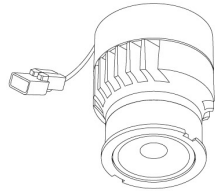
### PRODUCT NUMBER BUILDER

4" 120/277V Adjustable LED Inserts	Style	Color Temperature	Finish
<b>EL4</b>	<b>14</b> Adjustable Gimbal <b>97</b> Round Adjustable <b>47</b> Square Adjustable	<b>27D</b> 2700K <b>30D</b> 3000K	<b>DXW</b> All White <b>DXB</b> All Black <b>DXBZ</b> All Bronze <b>DXBN</b> All Nickel

# Compatible Products

For use with Dedicated 4" 0-10V Koto ICAD LED Housings

## 0-10V Koto™ LED Module



0-10V Koto™  
LED Module  
ELK10DX

PRODUCT NUMBER BUILDER				
0-10V Koto™ LED Module	Lumens	Voltage	Color Temperature	Beam Angle
ELK				
	10 1000 lm	DX 120/277V	27 2700K	(blank) 38° lens (Standard)
			30 3000K	-S 18° lens
			35 3500K	-N 25° lens
			40 4000K	-W 60° lens
			SD Sunset Dimming	

### ACCESSORIES



#### Lens

- EP731C 18° Lens
  - EP732C 25° Lens
  - EP733C 38° Lens
  - EP734C 60° Lens
- \*EP732C, EP733C, EP734C Included



#### Snoot

- L50W White
- L50B Black



#### Secondary Optics

- L45 Hex Louver
- L46 Linear Lens
- L47 Spread Louver
- L49 Frosted Lens
- L51 Color Shifter

## 4" Pex™ Round Twist-On Trims



Recommended to be used with Maximum Adjustability Housing



#### Reflector

ELK4118  
Finishes:  
(W, BB, BZ, B, C, H)



#### Adjustable Gimbal

ELK4129  
Finishes:  
(W, BB, BZ, B, C, H)



#### Adjustable Pinhole

ELK4127  
Finishes:  
(B, BB, BZ)



#### Adjustable Baffle

ELK4193  
Finishes:  
(W, BB, B)



#### Slot Aperture

ELK4130  
Finishes:  
(W)



#### Rotatable Slot Aperture

ELK4120  
Finishes:  
(W)



#### Adj. Wall Wash

ELK4122  
Finishes:  
(W)



# Compatible Products

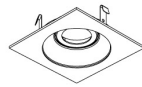
For use with Dedicated 4" 0-10V Koto ICAD LED Housings



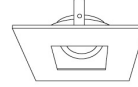
## 4" Pex™ Square Twist-On Trims



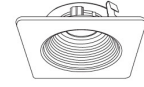
**Reflector**  
**ELK4218**  
Finishes:  
(W, BB, BZ, B, C, H)



**Adjustable Gimbal**  
**ELK4229**  
Finishes:  
(W, BB, BZ, B, C, H)



**Adjustable Pinhole**  
**ELK4227**  
Finishes:  
(B, BB, BZ)



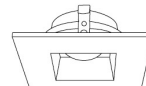
**Adjustable Phenolic Baffle**  
**ELK4293**  
Finishes:  
(W, BB, B)



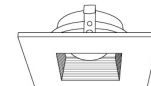
**Adj. Slot Rotatable Aperture**  
**ELK4220**  
Finishes:  
(W)



**Adjustable Wall Wash**  
**ELK4222**  
Finishes:  
(W)



**Adjustable Reflector**  
**ELK4282**  
Finishes:  
(W)



**Adjustable Baffle**  
**ELK4284**  
Finishes:  
(W)

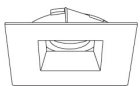
## 4" Flexa™ Twist-On Trims



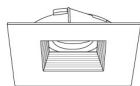
**Round Reflector**  
**ELK4721**  
Finishes:  
(WW, BB, BZBZ, BW, CC, CW, HW, CN)



**Round Baffle**  
**ELK4723**  
Finishes:  
(WW, BB, BZBZ, BW)



**Square Reflector**  
**ELK4741**  
Finishes:  
(WW, BB, BZBZ, BW, HW)  
*\*Not for Remodel Housing*



**Square Baffle**  
**ELK4743**  
Finishes:  
(WW, BB, BZBZ, BW)  
*\*Not for Remodel Housing*

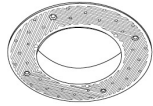


**Adjustable Square Reflector**  
**ELK4759**  
Finishes:  
(WW, BB, B, H)

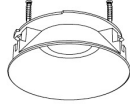
# Compatible Products

For use with Dedicated 4" 0-10V Koto ICAD LED Housings

## 4" Pex™ Trimless • Only for use with EL485ICDXA & EL490AJICDXA

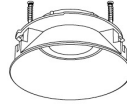


**Round Spackle  
Frame Only**  
**EL4SFR**



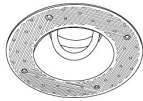
**Round Smooth Reflector**

**ELK408**  
Finishes:  
(W, B, BZ, H)



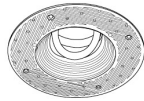
**Round Adjustable  
Reflector**

**ELK415**  
Finishes:  
(W, B, BZ, H)



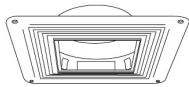
**Adjustable Reflector  
with Spackle Frame**

**ELK430**  
Finishes:  
(W, B, BZ, H)

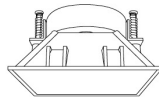


**Adjustable Baffle  
with Spackle Frame**

**ELK434**  
Finishes:  
(W, B, BZ)

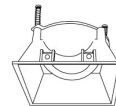


**Sq. Spackle Frame**  
**EL4SFS**



**Sq. Smooth Reflector**

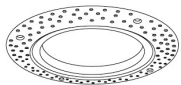
**ELK445**  
Finishes:  
(W, B, H)



**Sq. Adjustable Reflector**

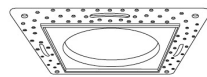
**ELK459**  
Finishes:  
(W, B, H)

## 4" Flush Mount Trim Adaptors



**Round Flush Mount**

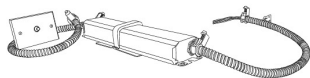
**EL4FMR**  
For use with  
ELK41 & Unique™ Trims



**Square Flush Mount**

**EL4FMS**  
For use with  
ELK42 Trims

## 4" Accessories



**Emergency Battery Backup**

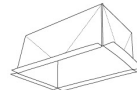
CAT NO.	SPECIFICATIONS
KEM-LD5	8W, 120/277V

\* Requires access from above



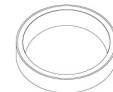
**Fire Cover**

CAT NO.	SPECIFICATIONS
FIRECVR	9 3/4" H x 17" O.D.



**Fire Enclosure**

CAT NO.	SPECIFICATIONS
FIREENCL	20 3/8" L x 14 3/8" W
FIREENCL-S	Shallow, 16" L x 14 3/8" W



**Mica Fire Tape**

CAT NO.	SPECIFICATIONS
FIRETAPE	3/4" W x 16' L