


# 4" 0-10V Max. Adjustability New Construction IC Airtight Housing



4" New Construction LED Housing compatible with 0-10V LED Koto™ Module.

## Features

- Wired for 0-10V Dimming
- 120/277V Input
- Integrated collar allows for use with 5/8" thick to 1 1/2" thick ceilings
- Double Wall IC Airtight for direct contact with Insulation
- Meets restricted air flow requirements (per ASTM E-283)
- cUL Listed for direct contact with Insulation
- cUL Listed for Damp Locations
- cUL Listed for Wet Location with Wet Location Rated Inserts
- cUL Listed for Feed Through
- CA Title 24 Compliant

## Specifications

<b>Voltage</b>	120/277V or 120V
<b>Dimmable</b>	0-10V/Triac/ELV

## Technical Details

### Construction:

- IC rated for direct contact with insulation, for use in IC or Non-IC conditions.
- Housing adjusts in frame to accommodate up to 1 1/2" ceiling thickness.
- Airtight housing with gasket to restrict airflow in accordance with ASTM E-283 air-tight requirements.
- Steel housing for greater heat dissipation. Stamped galvanized steel frame.

**Installation:** Designed for ceiling plenums where 2x6 joists or taller joists are used. High strength swivel hanger bars can easily be nailed to joists. Maximum hole cutout is 4 1/4". Suitable for T-grid and drop ceiling applications. See installation sheet for detailed information.

**Junction Box:** Positioned to accommodate straight conduit runs. Seven 1/2" trade size conduit knockouts, four 3/4" knockouts with pry-out knockout slots. 4 Romex pryouts with strain relief.

**Hanger Bars:** Pre-installed swivel hanger bars with TrueNail facilitate easy installation in regular lumber, engineered lumber, and laminated beams. Integral T-bar slots for easy installation in T-bars. Spans up to 24" and can be repositioned 90°. Score lines allow for tool-free hanger bar size reduction. Integral leveling flange allows for single-person installation while aligning the housings with the joists.

**Electrical:** Input Voltage: 120/277V. **Emergency Backup:** The fixture becomes 120V only.

**Dimmability:** Dimmability based on lamp.

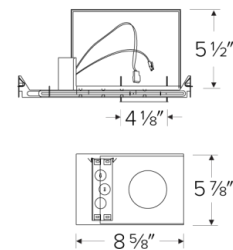
**Lamp:** Designed for use with ELCO 4" Pex™ Twist-On Trims and 0-10V Koto™ LED module

### Listings:

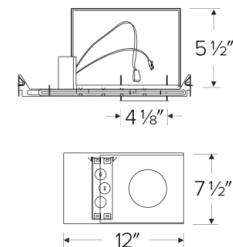
- cULus Listed for US and Canada.
- cUL Listed for Damp Location.
- cUL Listed for Wet Location with select trims.
- cUL Listed for Feed Through.
- cUL Listed for Direct Contact with Insulation and Combustible Material.
- Airtight per ASTM E-283.
- Install a JA8-2016-E lamp for Title 24 Compliance.

**Warranty:** ELCO Lighting warrants products will be free from defects in materials and workmanship for a period of 5 years.

## EL485ICDXA



## EL485ICDXA-EM



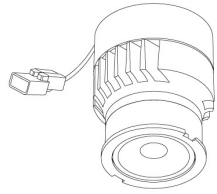
## Product Numbers

Item	Description	Voltage	Dimming
EL485ICDXA		120/277V	0-10V/Triac/ELV
EL485ICDXA-EM7	Emergency Battery Backup	120V	0-10V/Triac/ELV

# Compatible Products

For use with Dedicated 4" 0-10V Koto ICAD LED Housings

## 0-10V Koto™ LED Module



0-10V Koto™  
LED Module  
ELK10DX

PRODUCT NUMBER BUILDER				
0-10V Koto™ LED Module	Lumens	Voltage	Color Temperature	Beam Angle
ELK				
	10 1000 lm	DX 120/277V	27 2700K	(blank) 38° lens (Standard)
			30 3000K	-S 18° lens
			35 3500K	-N 25° lens
			40 4000K	-W 60° lens
			SD Sunset Dimming	

### ACCESSORIES



#### Lens

- EP731C 18° Lens
- EP732C 25° Lens
- EP733C 38° Lens
- EP734C 60° Lens

\*EP732C, EP733C, EP734C Included



#### Snoot

- L50W White
- L50B Black



#### Secondary Optics

- L45 Hex Louver
- L46 Linear Lens
- L47 Spread Louver
- L49 Frosted Lens
- L51 Color Shifter

## 4" Pex™ Round Twist-On Trims



Recommended to be used with Maximum Adjustability Housing

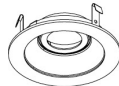


#### Reflector

ELK4118

Finishes:

(W, BB, BZ, B, C, H)



#### Adjustable Gimbal

ELK4129

Finishes:

(W, BB, BZ, B, C, H)

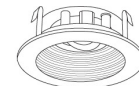


#### Adjustable Pinhole

ELK4127

Finishes:

(B, BB, BZ)



#### Adjustable Baffle

ELK4193

Finishes:

(W, BB, B)



#### Slot Aperture

ELK4130

Finishes:

(W)



#### Rotatable Slot Aperture

ELK4120

Finishes:

(W)



#### Adj. Wall Wash

ELK4122

Finishes:

(W)



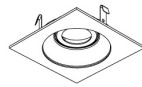
# Compatible Products

For use with Dedicated 4" 0-10V Koto ICAD LED Housings

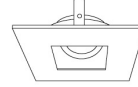
## 4" Pex™ Square Twist-On Trims



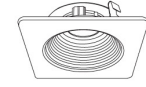
**Reflector**  
**ELK4218**  
Finishes:  
(W, BB, BZ, B, C, H)



**Adjustable Gimbal**  
**ELK4229**  
Finishes:  
(W, BB, BZ, B, C, H)



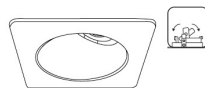
**Adjustable Pinhole**  
**ELK4227**  
Finishes:  
(B, BB, BZ)



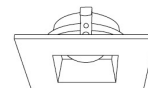
**Adjustable Phenolic Baffle**  
**ELK4293**  
Finishes:  
(W, BB, B)



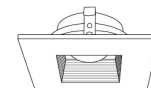
**Adj. Slot Rotatable Aperture**  
**ELK4220**  
Finishes:  
(W)



**Adjustable Wall Wash**  
**ELK4222**  
Finishes:  
(W)



**Adjustable Reflector**  
**ELK4282**  
Finishes:  
(W)

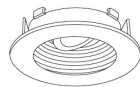


**Adjustable Baffle**  
**ELK4284**  
Finishes:  
(W)

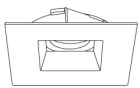
## 4" Flexa™ Twist-On Trims



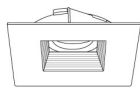
**Round Reflector**  
**ELK4721**  
Finishes:  
(WW, BB, BZBZ, BW, CC, CW, HW, CN)



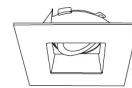
**Round Baffle**  
**ELK4723**  
Finishes:  
(WW, BB, BZBZ, BW)



**Square Reflector**  
**ELK4741**  
Finishes:  
(WW, BB, BZBZ, BW, HW)  
*\*Not for Remodel Housing*



**Square Baffle**  
**ELK4743**  
Finishes:  
(WW, BB, BZBZ, BW)  
*\*Not for Remodel Housing*

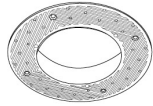


**Adjustable Square Reflector**  
**ELK4759**  
Finishes:  
(WW, BB, B, H)

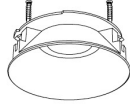
# Compatible Products

For use with Dedicated 4" 0-10V Koto ICAD LED Housings

## 4" Pex™ Trimless • Only for use with EL485ICDXA & EL490AJICDXA



**Round Spackle  
Frame Only**  
**EL4SFR**



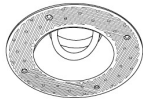
**Round Smooth Reflector**

**ELK408**  
Finishes:  
**(W, B, BZ, H)**



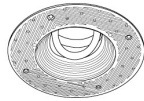
**Round Adjustable  
Reflector**

**ELK415**  
Finishes:  
**(W, B, BZ, H)**



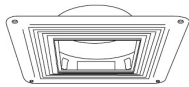
**Adjustable Reflector  
with Spackle Frame**

**ELK430**  
Finishes:  
**(W, B, BZ, H)**

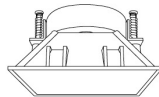


**Adjustable Baffle  
with Spackle Frame**

**ELK434**  
Finishes:  
**(W, B, BZ)**

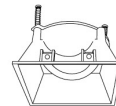


**Sq. Spackle Frame**  
**EL4SFS**



**Sq. Smooth Reflector**

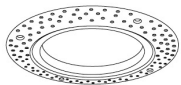
**ELK445**  
Finishes:  
**(W, B, H)**



**Sq. Adjustable Reflector**

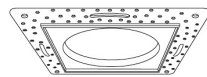
**ELK459**  
Finishes:  
**(W, B, H)**

## 4" Flush Mount Trim Adaptors



**Round Flush Mount**

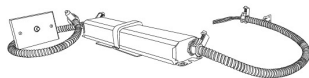
**EL4FMR**  
For use with  
*ELK41 & Unique™ Trims*



**Square Flush Mount**

**EL4FMS**  
For use with  
*ELK42 Trims*

## 4" Accessories



**Emergency Battery Backup**

CAT NO.	SPECIFICATIONS
KEM-LD5	8W, 120/277V

\* Requires access from above



**Fire Cover**

CAT NO.	SPECIFICATIONS
FIRECVR	9 3/4" H x 17" O.D.



**Fire Enclosure**

CAT NO.	SPECIFICATIONS
FIREENCL	20 3/8" L x 14 3/8" W
FIREENCL-S	Shallow, 16" L x 14 3/8" W



**Mica Fire Tape**

CAT NO.	SPECIFICATIONS
FIRETAPE	3/4" W x 16' L