

4" 0-10V LED Inserts

The Ply System 0-10V dimmable LED Inserts are engineered with energy-efficient LED technology and with a 120/277V 0-10V dimmable driver for a budget friendly 0-10V solution. Designed to be used for New Construction, Remodel with ELCO Ply System Housings or as a retrofit with existing housings.



Features

- 0-10V Dimmable
- 120/277V Drive
- Lumens (Wattage): 800 lm (12W), 850 lm (12W), 900 lm (12W)
- Soft white lens provides smooth lumen distribution and eliminates LED pixelation
- Deep set LED trim reduces glare while providing even illumination
- 93+ CRI for extremely accurate color rendering
- ETL listed
- Energy Star Certified
- Title 24 JA8-2019 Compliant
- Life span of 50,000 hours L70

Specifications

Wattage	12W
Lumens	800 lm
Voltage	120/277V
Color Temp.	3000K
Dimmable	0-10V
CRI	93+
Wet Location	Listed

Options



All White

Haze with White Ring

Chrome with White Ring

Technical Details

Optics: Frosted polycarbonate lens diffuses light evenly throughout while reducing glare with LED Array technology.

Construction: For use in IC and non-IC housings. Spun Aluminum for greater heat dissipation. High quality powder coat finish preventing rust and paint cracking.

Installation: Quick connect for use with ELCO 4" 0-10V Dedicated LED Housings ELJ444ICDXA, ELJ444ICDXA-B, ELJ444ICDXA-EM5, EL49FICDXA, EL49FICDXA-B, EL490ICDXA, EL490ICDXA-B, EL490ICDXA-EM5, EL490RICDXA, EL492ICDXA, EL492ICDXA-B and EL492RICDXA.

Electrical: Driver connects to 120/277V power supply. High Efficiency driver with a power factor > 0.9. Start time of less than .75 seconds.

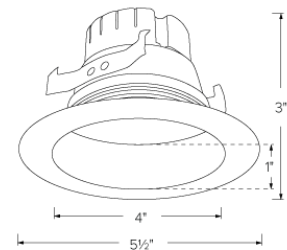
LED Technology: Extremely accurate color rendering with 93+ CRI. Lumen Maintenance of 50,000 hours L70 Life based on LM80 standardized test results. Superior Thermal Management by utilizing integral heat sink. Instant On to Full Brightness. No LED pixelation.

Dimmability: Works with 0-10V dimmers . Dims down to 10%. For full list of dimmers refer to the Dimmer Compatibility List. Industry leading dimming. Dims smoothly with no hot spots or flickering.

Listings: cUL Listed for Wet Location. RoHS Compliant. ENERGY STAR® Certified. Title 24 JA8-2019 Compliant.

Warranty: ELCO Products are built to last with a 5-year Limited Warranty.

Dimensions



Product Number

Item	Lumens	CCT	Watts	Voltage	Dimming	Finish
EL49530DW	800 lm	3000K	12W	120/277V	0-10V	All White

Product Number Builder

Example: **EL49530DW**

ELCO 4" LED Inserts

Color Temp.

Finish

EL495

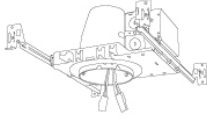
- 30** 3000K
- 35** 3500K
- 40** 4000K

- DW** All White
- DHW** Haze with White Trim
- DCW** Chrome with White Trim

Compatible Products

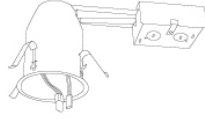
For use with **4" 0-10V LED Inserts**

4" 0-10V Dedicated LED Housings



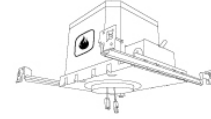
4" 0-10V Dedicated LED Housing
New Construction

CAT NO.	SPECIFICATIONS
EL490ICDXA	14W, 120/277V
EL490ICDXA-EM5	Emergency Back-Up



4" 0-10V Dedicated LED Housing
Remodel

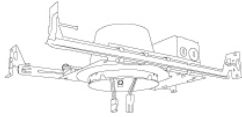
CAT NO.	SPECIFICATIONS
EL490RICDXA	14W, 120/277V



2-Hour Fire Rated
4" 0-10V Dedicated LED Housing
New Construction

CAT NO.	SPECIFICATIONS
EL49FICDXA	7 3/4" Height - 14W, 120/277V

4" 0-10V Shallow Dedicated LED Housings



4" 0-10V Dedicated LED Housing
Shallow New Construction

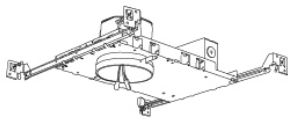
CAT NO.	SPECIFICATIONS
EL492ICDXA	14W, 120/277V



4" 0-10V Dedicated LED Housing
Shallow Remodel

CAT NO.	SPECIFICATIONS
EL492RICDXA	14W, 120/277V

4" 0-10V ALO™ Box on New Construction Frame



4" 0-10V ALO™ Box on
New Construction Frame

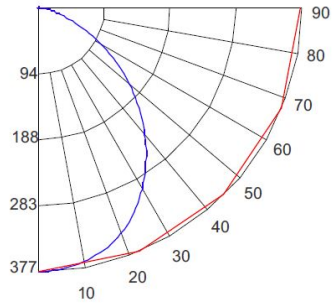
CAT NO.	SPECIFICATIONS
ELJ444ICDXA	120/277V
ELJ444ICDXA-EM	Emergency Back-Up

4" 0-10V LED Insert

Multiplier: 3500K (x 1.04), 4000K (x 1.08)

PHOTOMETRIC REPORT

Product #: EL49530D
 Wattage/Lumens: 12W/ 832 lm
 Luminaire LPW: 69 Lm/W



CANDLE POWER SUMMARY

Degrees Vertical	0°
0	377
5	375
15	359
25	323
35	268
45	202
55	133
65	68
75	22
85	3
90	0

ILLUMINANCE AT A DISTANCE

Distance to Target Plane	Footcandles Beam Center	Beam Diameter
4'	23.5	8.7'
6'	10.5	13.0'
8'	5.88	17.3'
10'	3.77	21.7'

ZONAL LUMEN SUMMARY

Zone	Lumens	% Luminaire
0-30°	285.63	34.30
0-40°	453.59	54.50
0-60°	730.73	87.80
0-90°	831.45	99.90



ELCO Lighting

Dimmer Compatibility Chart 4" LED Inserts

For EL141 Series, EL410SD, EL415SD, EL41230, EL417 Series, EL495 Series, EL415CT5, EL427CT5, EL460CT5, EL475CT5, and ELJ42230

For Reference Only

Testing conducted by ELCO Lighting is not a substitute for and does not imply certification by an independent laboratory or any other standards certification. Refer to manufacturer specifications for more detailed information on product certifications and standards. Consult the dimmer manufacturer prior to installation to ensure compatibility.

Manufacturer	Product	Part Number	Dimmed Light Output Range
Lutron	Diva, 120V, 60Hz, 150W LED/CFL, 600W Incandescent/Halogen, Single Pole, 3-Way	DVCL-153P	10% - 100%
	Diva, 120V, 60Hz, 150W LED/CFL, 600W Incandescent/Halogen, Single Pole, 3-Way	DVCL-153PR	10% - 100%
	Diva® 250W Single Pole/3-Way Dimmer	DVCL-253P	10% - 100%
	Maestro, 120V AC, 50/60Hz, 150W LED/CFL, 600W Incandescent/Halogen, Single Pole, 3-Way, Indoor Application	MA-PRO	10% - 100%
	Maestro, 120V, 50/60Hz, 150W LED/CFL, 600W Incandescent/Halogen, Single Pole, 3-Way	MACL-153MLH	10% - 100%
	Maestro, 120V, 50/60Hz, 150W LED/CFL, 600W Incandescent/Halogen, Single Pole, 3-Way	MACL-153M	10% - 100%
	Maestro Wireless, 120V, 50/60Hz, 150W LED/CFL, 600W Incandescent/Halogen, Single Pole, 3-Way, Indoor Application	MRF2S-6CL	10% - 100%
	Caseta, 120V AC, 60Hz, 150W LED/CFL, 600W Incandescent/Halogen, Single Pole, Multi-Location, Indoor Application	P-PKG1W	10% - 100%
	Caseta Wireless, 120V AC, 50/60Hz, 150W LED/CFL, 600W Incandescent/Halogen, Single Pole, 3-Way	PD-6WCL	10% - 100%
	Radora, 120V AC, 50/60Hz, 600W Incandescent/Halogen, Single Pole, Indoor Application	RRD-6ND	10% - 100%
	Radora 2, 120V, 50/60Hz, 250W LED/CFL, 500W Incandescent/Halogen, Single Pole/Multi-Location, Indoor Application	RRD-PRO	10% - 100%
	Skylark® C-L Single Pole/3-Way, 150W LED/CFL or 600W Incandescent/Halogen	SCL-153P	10% - 100%
	Sunnata, 120V AC, 60Hz, 150W LED/CFL or 600W Incandescent/Halogen, Single Pole, 3-Way, Indoor Application	STCL-153PH	10% - 100%
Leviton	SureSlide Decora, 120V AC, 60Hz, 150W LED/CFL, 600W Incandescent, Single Pole, 3-Way	6674	10% - 100%
	Decora, 120V AC, 60Hz, 300W LED/CFL, 600W Incandescent, Single Pole, 3-Way	DSL06	10% - 100%
	Decora, 120V AC, 60Hz, 300W LED/CFL, 600W Incandescent, Single Pole, 3-Way	DW6HD	10% - 100%
	Universal Rotary, 120V AC, 60Hz, 300W LED/CFL, 600W Incandescent/Halogen, Single Pole, 3-Way	RNL06	10% - 100%
Legrand	120V AC, 60Hz, 450/700W Incandescent, LED/CFL, Single Pole, 3-Way	RHCL-453P	10% - 100%
Kasa	120VAC, 60Hz, 150W LED, 300W Incandescent, Single Pole, Indoor Application	HS220	10% - 100%

***NOTE: Refer to dimmer manufacturer's documentation for installation instructions and circuit details**

Disclaimer: Minimum and maximum loads for LEDs and CFLs are given in number of lamps and may vary depending on the lamp being used. Testing conducted by ELCO Lighting is not a substitute for and does not imply certification by an independent laboratory or any other standards certification. Refer to manufacturer specifications for more detailed information on product certifications and standards.

Integrating our lighting with your Smart Home System is a breeze. Simply check your Smart Home system for compatible smart switches and cross reference that with our Dimming Compatibility Chart. Once the switches are integrated with your Smart Home system your lights will be ready to go.



2042 E. Vernon Ave. Vernon CA 90058 Tel 323.231.2600 Fax 323.231.3200 elcolighting.com