

# 4" 0-10V LED Adjustable Gimbal Insert

The Ply System 0-10V dimmable LED Inserts are engineered with energy-efficient LED technology and with a 120/277V 0-10V dimmable driver for a budget friendly 0-10V solution. Designed to be used for New Construction, Remodel with ELCO Ply System Housings or as a retrofit with existing housings.



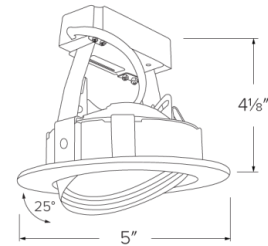
## Features

- 0-10V/Triac/ELV Dimmable
- 120/277V Driver
- Compatible with EL490 Family (not for use in shallow housings)
- Lumens (Wattage): 650 lm (10.5W), 680 lm (10.5W), 710 lm (10.5W)
- Die-Cast construction provides lasting durability.
- 25° Tilt.
- Energy Star Certified
- Title 24 JA8-2019 Compliant
- Life Span of 50,000 hours L70.

## Specifications

<b>Wattage</b>	10.5W
<b>Lumens</b>	680 lm
<b>Voltage</b>	120/277V
<b>Color Temp.</b>	3000K
<b>Dimmable</b>	Triac/ELV/0-10V
<b>Lamp Type</b>	LED
<b>Beam Angle</b>	60°

## Dimensions



## Technical Details

**Optics:** Frosted polycarbonate lens diffuses light evenly throughout while reducing glare with LED Array technology.

**Construction:** For use in IC and Non-IC Housings. Diecast construction for lasting quality and greater heat dissipation. High quality powder coat finish preventing rust and paint cracking.

**Installation:** Quick connect for use with EL49FICDXA, EL49FICDXA-B, EL490ICDXA, EL490ICDXA-B and EL490RICDXA.

**Electrical:** Driver connects to 120/277V power supply. High Efficiency driver with a power factor > 0.9.

### LED Technology:

- Extremely accurate color rendering with 93+ CRI.
- Lumen Maintenance of 50,000 hours L70 Life based on LM80 standardized test results.
- Superior Thermal Management by utilizing integral heat sink.
- Instant On to Full Brightness.
- No LED pixelation.

**Dimmability:** Works with Triac/ELV/ 0-10V dimmers . Dims down to 10%. For full list of dimmers refer to the Dimmer Compatibility List.

**Listings:** cUL Listed for Damp Location. RoHS Compliant. ENERGY STAR® Certified. Energy Star Certified. Title 24 JA8-2019 Compliant.

**Warranty:** ELCO Products are built to last with a 5-year Limited Warranty.

## Product Number

Item	Lamp type	Lumens	CCT	Watts	Voltage	Dimming	Beam Angle	Finish
EL41430DXW	LED	680 lm	3000K	10.5W	120/277V	Triac/ELV/0-10V	60°	All White

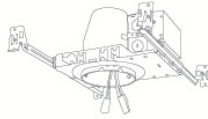
# Compatible Products

For use with 4" 0-10V Adjustable LED Inserts



## 4" 0-10V Dedicated LED Housings

---



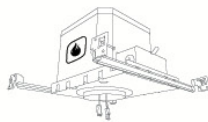
4" 0-10V Dedicated LED Housing  
**New Construction**

CAT NO.	SPECIFICATIONS
EL490ICDXA	14W, 120/277V
EL490ICDXA-EM5	Emergency Back-Up



4" 0-10V Dedicated LED Housing  
**New Construction**

CAT NO.	SPECIFICATIONS
EL490RICDXA	14W, 120/277V



2-Hour Fire Rated 4" 0-10V Dedicated LED Housing  
**New Construction**

CAT NO.	SPECIFICATIONS
EL49FICDXA	7 3/4" Height - 14W, 120/277V