

3W/ft. Indoor Continuous COB LED Tape Light



Ambio™ E30CB-24 is an Indoor LED Tape Light with 3W/ft and an industry leading 93+CRI. The product is designed to add light to coves, undercabinets and other niches while staying invisibly tucked away due to the products low profile. Factory custom cuts for hassle free projects. Standard rolls available.


Features

- Dimmable with ELCO dimmable drivers
- 3M Tape backing for easy installation
- Available in custom cuts and 100 foot rolls
- Field cuttable every 1 25/32"
- Max run of 16 feet
- Strip width of 8mm (5/16")

Specifications

Wattage	3W
Lumens	275 lm
Voltage	24V
Color Temp.	4000K
Lamp Type	LED
CRI	93+

Dimensions



Technical Details

Construction: Specification grade LED Tape light with premium 3M tape backing for architectural applications. Available in custom cuts and 100 ft. roll.

Installation: 3M tape backing allows for quick and easy adhesion to flat surface.

Aluminum Channels: Compatible with ELCO: EUD31, EUD32, EUD33, EUD34, EUD35, EUD36, and EUD37.

Electrical: Input Voltage: 24V DC. Input Power: 3W/ft

LED Technology:

- Extremely accurate color rendering with 93+ CRI
- Lumen Maintenance of 50,000 hours L70 Life based on LM80 standardized test results
- Available in various CCT options. For additional options please consult factory.

Dimmability: Dimmable with compatible 24V DC dimmable drivers

Listings: cUL Listed. RoHS Compliant. ENERGY STAR® Certified. California Title 24 JA8-2016- E.

Warranty: ELCO Products are built to last with a 5-year Limited Warranty.

Product Number

Item	Description	Lamp type	Lumens	CCT	Watts	Voltage
E30CB2440100	100 ft. Reel	LED	275 lm	4000K	3W	24V

Product Number Builder Example: E30CB-2427

3W Indoor Continuous COB LED Tape Light

-

Voltage

Color Temp.

-

Length

E30CB

-

24 24V

27 2700K
30 3000K
40 4000K

-

Custom Cut
100 100 ft. Reel

Compatible Products



For use with 1.5W/ft Indoor LED Tape Lights

Aluminum Channels



Shallow Mount LED Aluminum Channel

CAT NO.	SPECIFICATIONS
EUD31-8	8' Channel
EUD31	Custom Cut Channel



Deep Mount LED Aluminum Channel

CAT NO.	SPECIFICATIONS
EUD32-8	8' Channel
EUD32	Custom Cut Channel



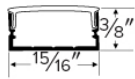
Recessed Mount LED Aluminum Channel

CAT NO.	SPECIFICATIONS
EUD33-8	8' Channel
EUD33	Custom Cut Channel



Square Corner Mount LED Aluminum Channel

CAT NO.	SPECIFICATIONS
EUD34-8	8' Channel
EUD34	Custom Cut Channel



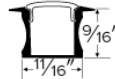
Surface Mount LED Aluminum Channel

CAT NO.	SPECIFICATIONS
EUD35-8	8' Channel
EUD35	Custom Cut Channel



Round Corner Mount LED Aluminum Channel

CAT NO.	SPECIFICATIONS
EUD36-8	8' Channel
EUD36	Custom Cut Channel



Shallow Recessed Mount LED Aluminum Channel

CAT NO.	SPECIFICATIONS
EUD37-8	8' Channel
EUD37	Custom Cut Channel

Aluminum Channels Accessories



End Caps (Set of 2)

CAT NO.	SPECIFICATIONS
EUDEN31	For EUD31
EUDEN32	For EUD32
EUDEN33	For EUD33
EUDEN34	For EUD34
EUDEN35	For EUD35
EUDEN36	For EUD36
EUDEN37	For EUD37



Lenses (8 feet long)

CAT NO.	SPECIFICATIONS
EUDL31	For EUD31, 32, 37
EUDL33	For EUD33
EUDL34	For EUD34
EUDL35	For EUD35
EUDL36	For EUD36



Mounting Clips (Set of 2)

CAT NO.	SPECIFICATIONS
EUDMT31	For EUD31
EUDMT32	For EUD32
EUDMT33	For EUD33
EUDMT34	For EUD34
EUDMT35	For EUD35
EUDMT36	For EUD36
EUDMT37	For EUD37

Compatible Products

For Tape Lights

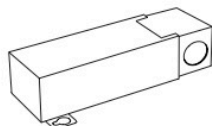
LED Drivers



Electronic Low Voltage Dimmable Driver

No minimum load.
24V DC Output, 120V Input

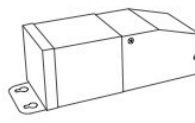
CAT NO.	SPECIFICATIONS
DRVE24V60W	60W



Magnetic Low Voltage Dimmable Driver (Small)

Indoor and outdoor use.
24V DC Output, 120V Input
3 1/16" W x 1 3/8" H x 6" L

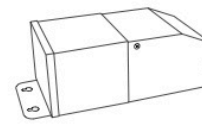
CAT NO.	SPECIFICATIONS
DRVM24V20W	20W
DRVM24V40W	40W



Magnetic Low Voltage Dimmable Driver (Medium)

Indoor and outdoor use.
24V DC Output, 120V Input
3 1/16" W x 2 7/8" H x 8 5/8" L

CAT NO.	SPECIFICATIONS
DRVM24V60W	60W



Magnetic Low Voltage Dimmable Driver (Large)

Outdoor and wall mount use only
24V DC Output, 120V Input
4 1/8" W x 3 3/8" H x 9 1/4" L

CAT NO.	SPECIFICATIONS
DRVM24V100W	100W
DRVM24V150W	150W
DRVM24V200W	200W
DRVM24V300W	300W



Constant Voltage LED Driver

24V DC Output, 120V-277V Input

CAT NO.	SPECIFICATIONS
DRV60W	60W
DRV100W	100W



0-10V Dimmable Driver

24V DC Output, 120V-277V Input

CAT NO.	SPECIFICATIONS
DRV30W-10	30W
DRV60W-10	60W
DRV96W-10	96W



Lutron™ Hi-Lume 1% LED Driver

Continuous flicker free dimming from 100% to 1%. Inrush current limiting circuitry. 120V - 277V

CAT NO.	SPECIFICATIONS
DRVLT40W	(40W) Triac
DRVL340W	(40W) Lutron Ecosystem

Lutron™ Hi-Lume Premiere 0.1% Dimming LED Driver

Continuous flicker free dimming from 100% to 1%. Inrush current limiting circuitry. 120V - 277V

CAT NO.	SPECIFICATIONS
DRVL396W	(96W) Lutron Ecosystem



Dimmer with Built-in Driver

Combinational dimmer and driver in one. Single pole preset dimmer with on/off button. 24V DC Output, 120V Input

CAT NO.	SPECIFICATIONS
DIMTP2	100W